




Vision for Whanganui



WHANGANUI
DISTRICT COUNCIL
Te Kaunihera a Rohe o Whanganui

Today's presentation

- **Leading Edge Strategy**
 - Vision / Background / Wellbeing Survey
- **Vision for Whanganui update**
 - Purpose / Programme / Survey Results / Demographics
- **What makes Whanganui stand out?**
- **Te Awa Tupua**
- **What contributes to wellbeing?**
 - Influences / Improving wellbeing / Tomorrow / Future
- **Where to from here – next steps?**





Vision for Whanganui update



WHANGANUI
DISTRICT COUNCIL
Te Kaunihera a Rohe o Whanganui

Wellbeing Survey



WHANGANUI
DISTRICT COUNCIL
Te Kaunihera a Rohe o Whanganui

Purpose:

To obtain feedback from wider community that will help us develop our new strategy.



Engagement Programme

May – Aug 2023

1:1 meetings with community representatives and interest groups

- Annual plan pre-engagement
- Meetings with community leaders
- Pulse survey
- Rōpū steering group

Sep - Oct 2023

Survey launched and open for 5 weeks, accessible and promoted via a range of channels

- Council website
- Vision for Whanganui page
- Printed materials
- Facebook
- Instagram
- Community Link
- Our District Your Say panel
- Whanganui Midweek
- New Zealand Herald - Viva
- Public event / space presence
- Dedicated engagement Events
- Strategic Forums

Nov 2023

Survey analysis, data dashboard creation, and presentation of findings back to community

16 Engagement Events and 4 Strategic Forums held between 19 Sep and 31 Oct

- Kaumatua Olympics
- Positive Ageing Forum
- Davis Library x 2
- Trafalgar Square / Countdown
- Gonville Library
- Article Café
- Bike Park Springvale
- Te Ao Hou Marae
- Majestic Square
- Youth Council Workshop
- Aramoho Shopping Centre
- Hakeke Street Community Centre
- Whanganui River Market
- Pasifika 4 Pasifika Expo
- Festival of Cultural Unity

Demographic Profile – Location



15%

Whanganui East



12%

Gonville



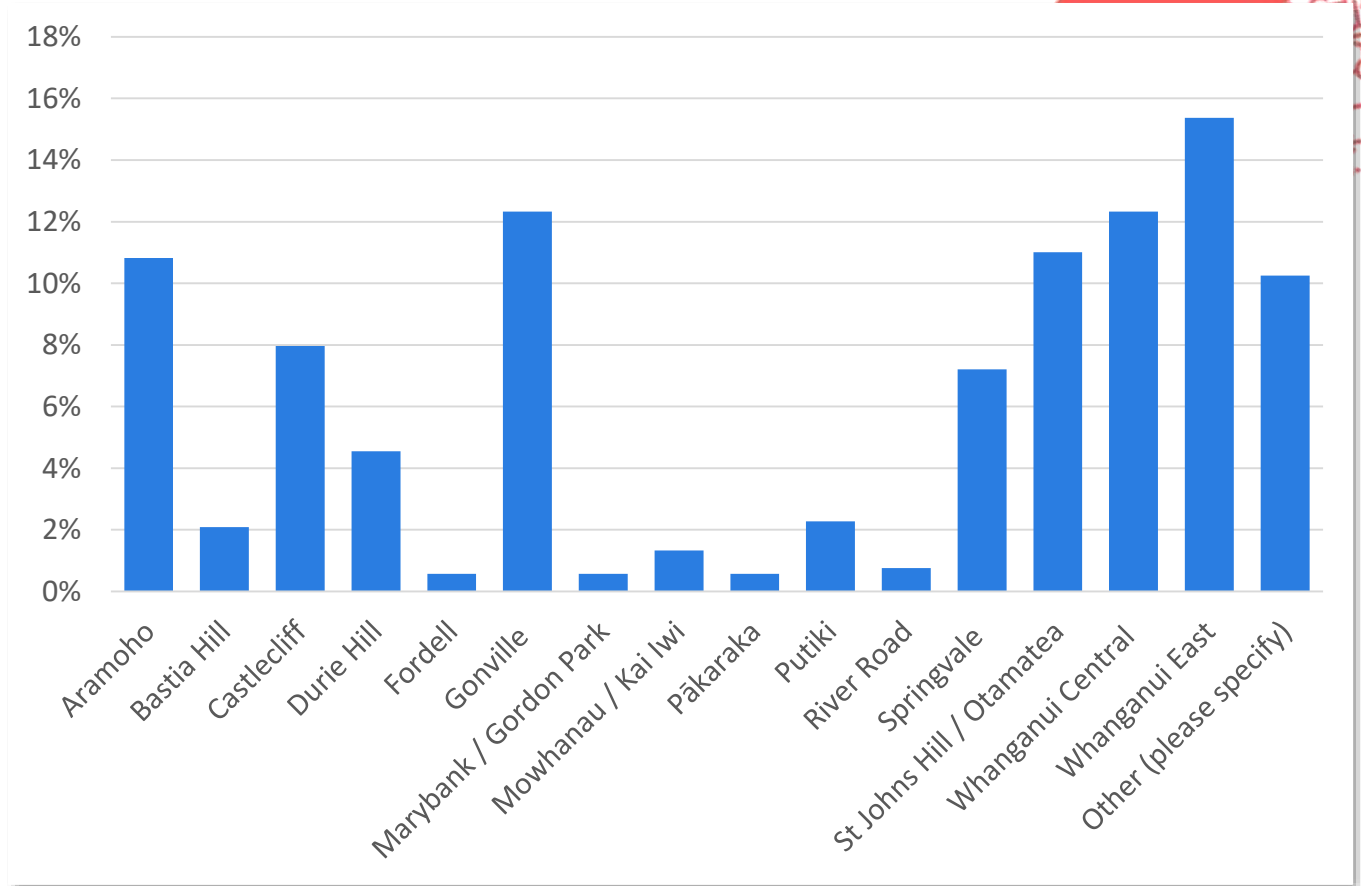
12%

Whanganui Central



4%

Outside Whanganui



Demographic Profile - Age



19%

50- 59 Years old



18%

60 - 69 Years old



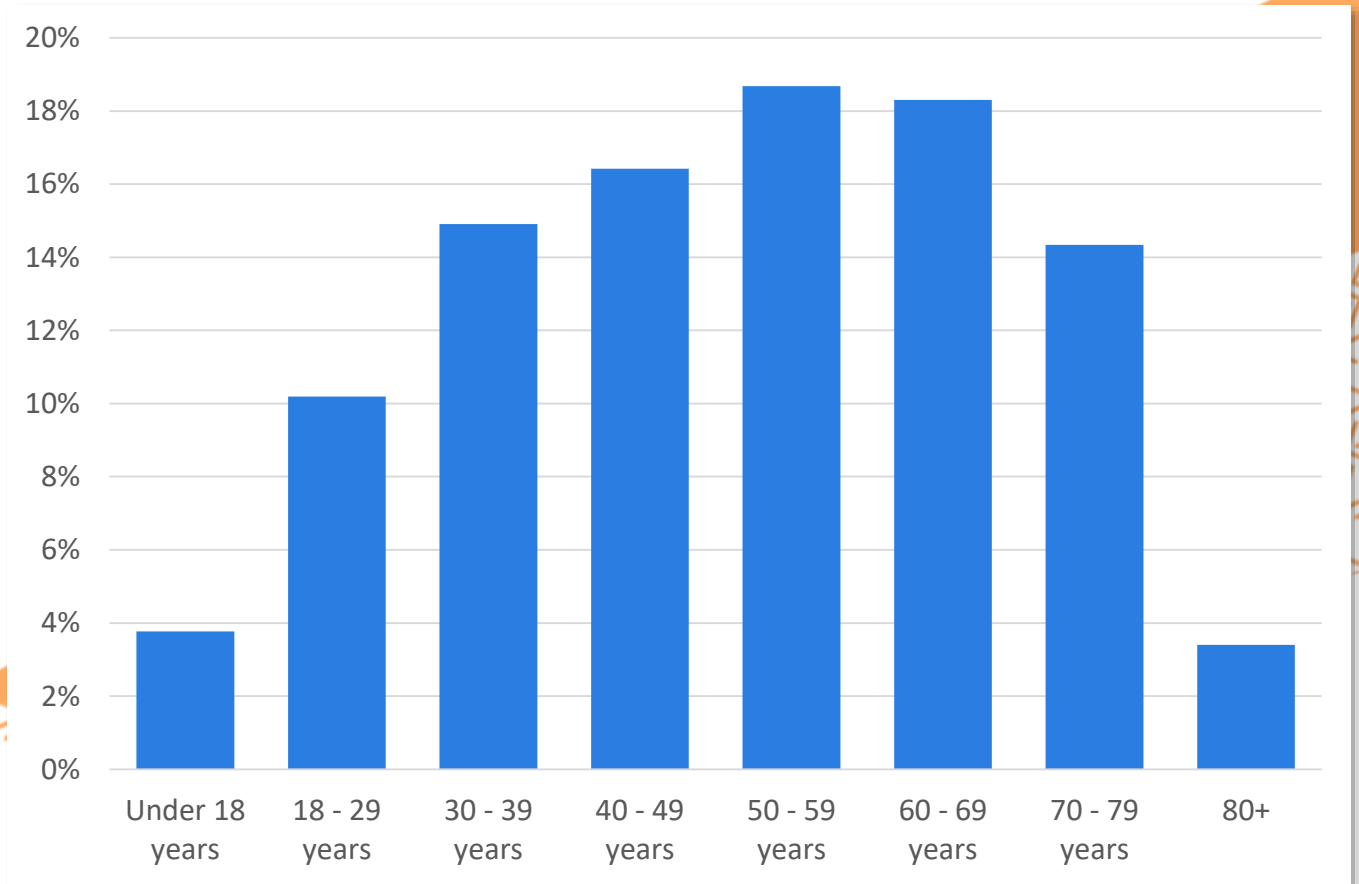
16%

40 - 49 Years old



~3%

Under 18 and over 80+



Wellbeing Survey Summary



661

Responses

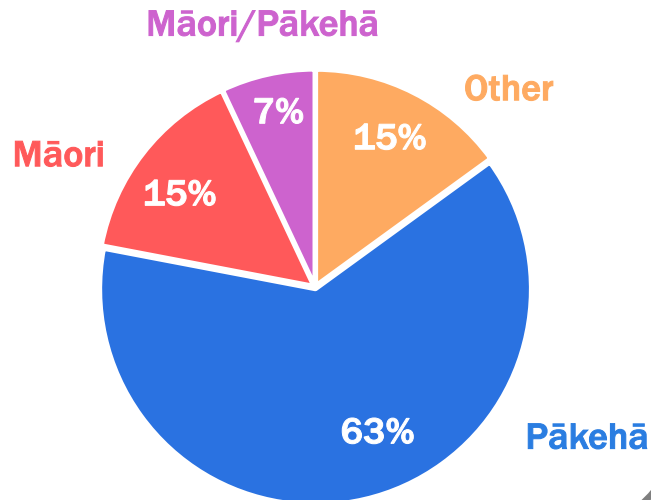
96%

Locals

250+

Additional
Comments

Respondent Ethnicity



115

Hard Copy Responses



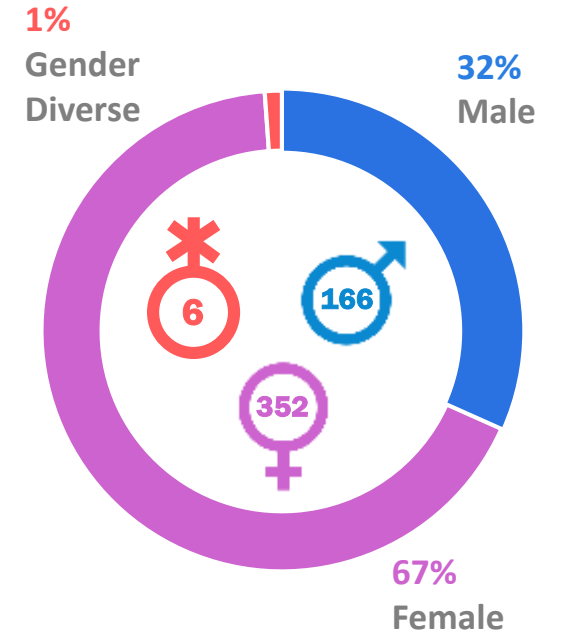
16

Engagement
Events

4

Strategic
Forums

Respondent Gender



What makes Whanganui stand out?



WHANGANUI
DISTRICT COUNCIL
Te Kaunihera a Rohe o Whanganui

Question 2

What do you love about Whanganui?



Question 3

What do you think is unique about Whanganui?



Question 2



What's not to love about Whanganui? Our heritage, our awa, great sporting venues, culture and arts, beaches, natural environment...



Photo credit:
discoverwhanganui.nz



Awesome place to grow children. Mostly every need my family have can be met in Whanganui, with much of that in walking or biking distance. Education, entertainment, religion, culture, sports, beaches, parks, river, lakes, fishing, hunting and on it goes"



I love this city and its people



Our community said...

Question 3

“Our heritage buildings, river boat "Waimarie",
Bason Reserve, Bushy Park”

“Its creative energy and friendliness”

“The sense of community”

“It’s history and the awa”

“The people and the landscape”





Question 4

What's your vision?



WHANGANUI
DISTRICT COUNCIL
Te Kaunihera a Rohe o Whanganui

Question 4 - what's your vision?



Wellbeing for all in the community - financially and emotionally



Clean Awa



A thriving community where people feel safe and supported



Photo credit: discoverwhanganui.nz



Emergent themes

Question 4 – what's your vision?



Affordability

Housing and cost of living



Partnership

Iwi > Council > Community shared custodian vision



Housing / homelessness

Housing, service and support availability



Art / Heritage / Culture

Cultural and community connection and identity



Environment

Mindfulness of future generations, maintenance





Our Awa is our soul -
we need to prioritise
its protection and
nourishment for the
future



Te Awa Tupua

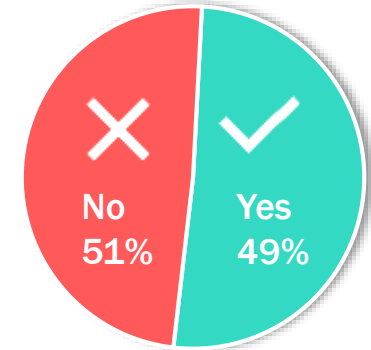
Questions 5, 6 and 7

Te Awa Tupua



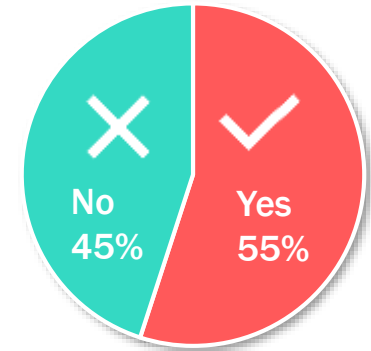
Question 5

Are you familiar with Te Awa Tupua legislation and values?



Question 6

Would you like to learn more about Te Awa Tupua legislation and values?



Question 7

Further comments about Te Awa Tupua?





Questions 8 - 17

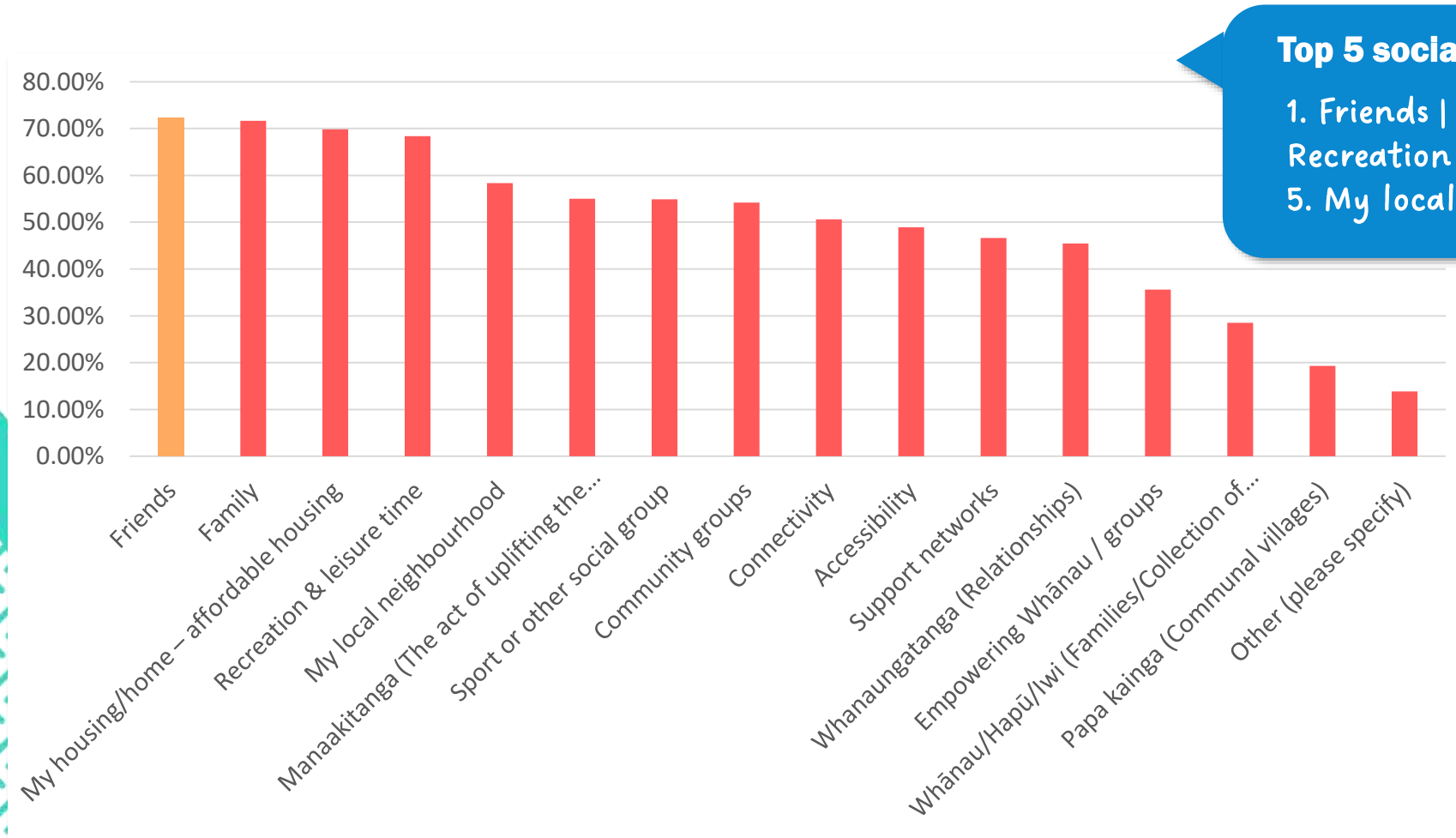
**What contributes
to your wellbeing?**



WHANGANUI
DISTRICT COUNCIL
Te Kaunihera a Rohe o Whanganui

Which of the following are important to your social wellbeing in Whanganui?

Question 8



Top 5 social:

1. Friends
2. Family
3. Housing
4. Recreation & Leisure time
5. My local neighbourhood

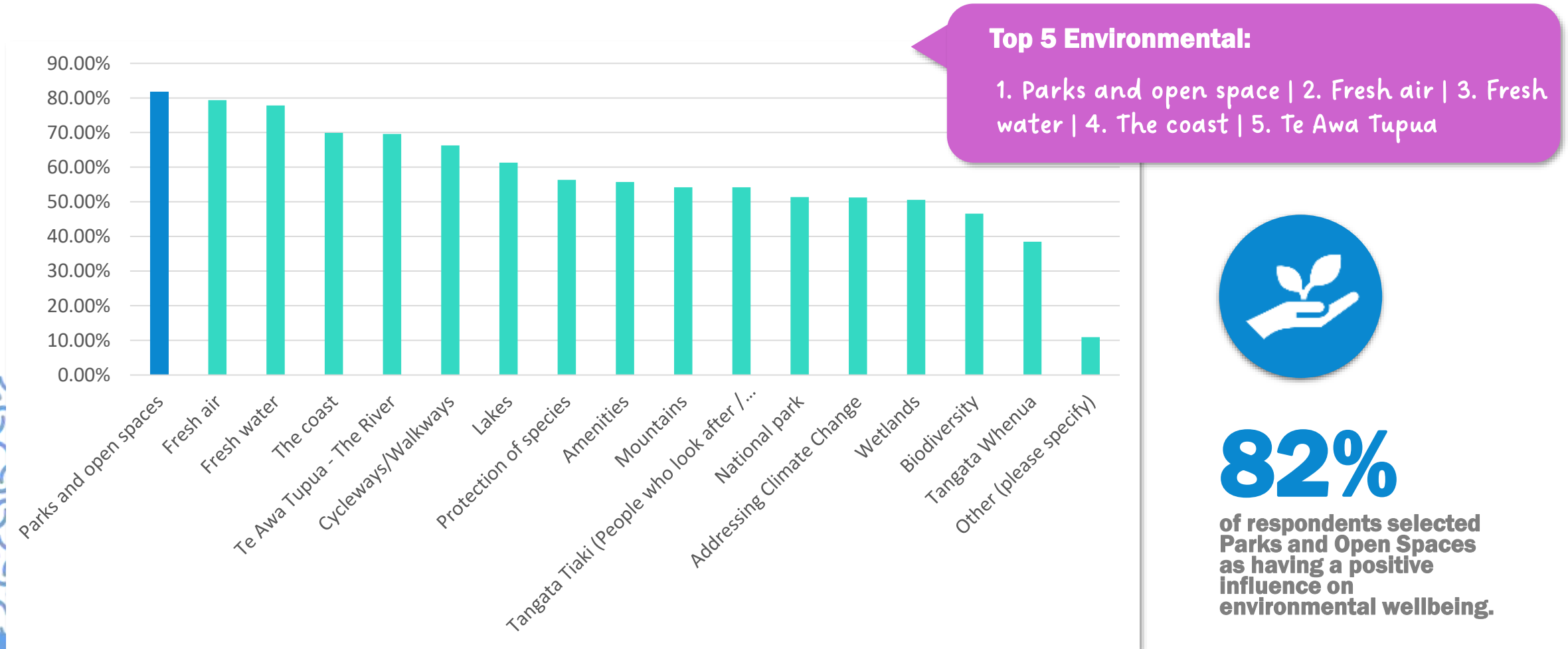


72%

of respondents selected Friends as being important to social wellbeing.

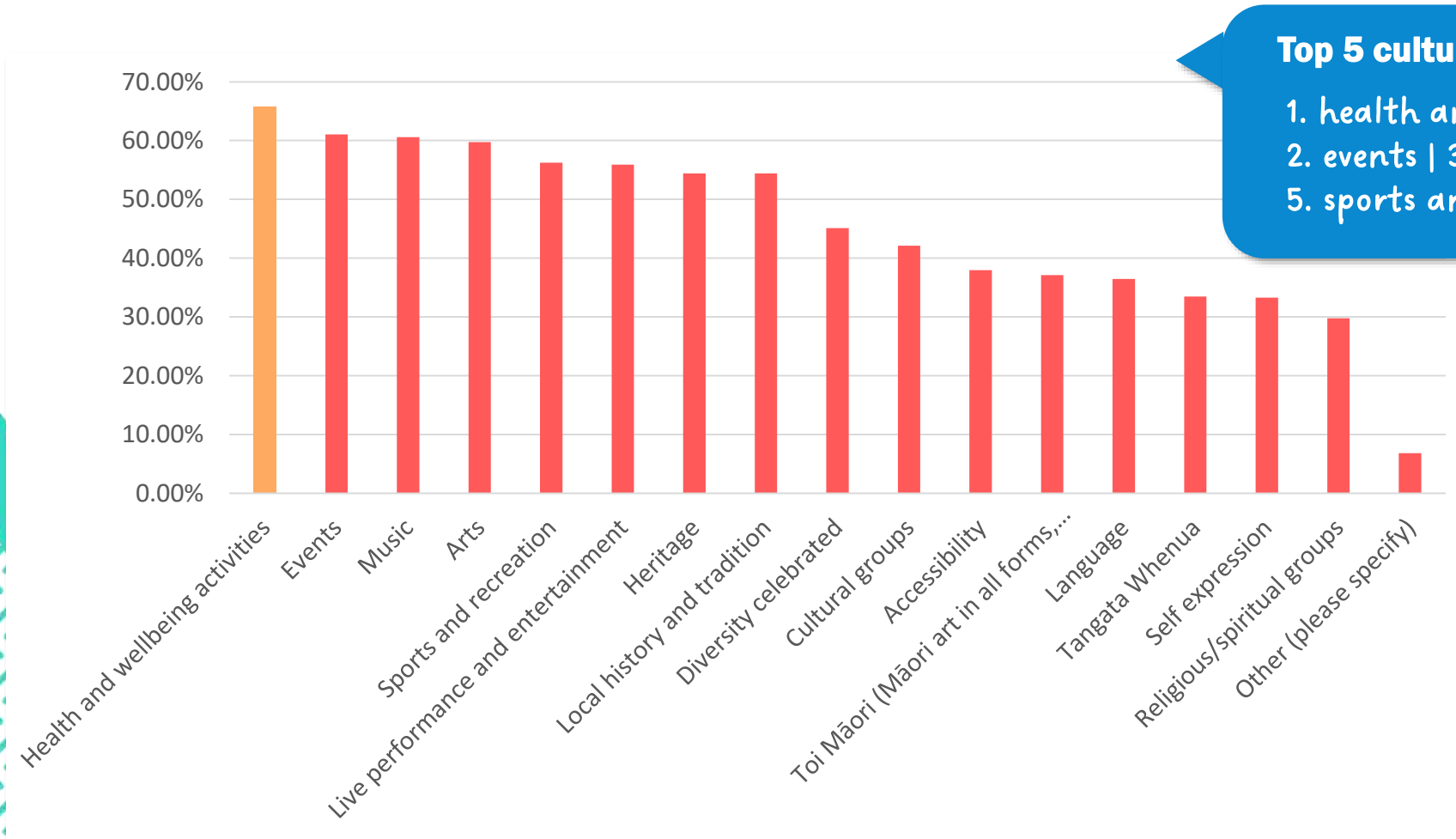
Which of the following contribute to your environmental wellbeing?

Question 9



Which of the following are important to your cultural wellbeing in Whanganui?

Question 11



Top 5 cultural:

1. health and wellbeing activities |
2. events | 3. music | 4. arts |
5. sports and recreation



68%

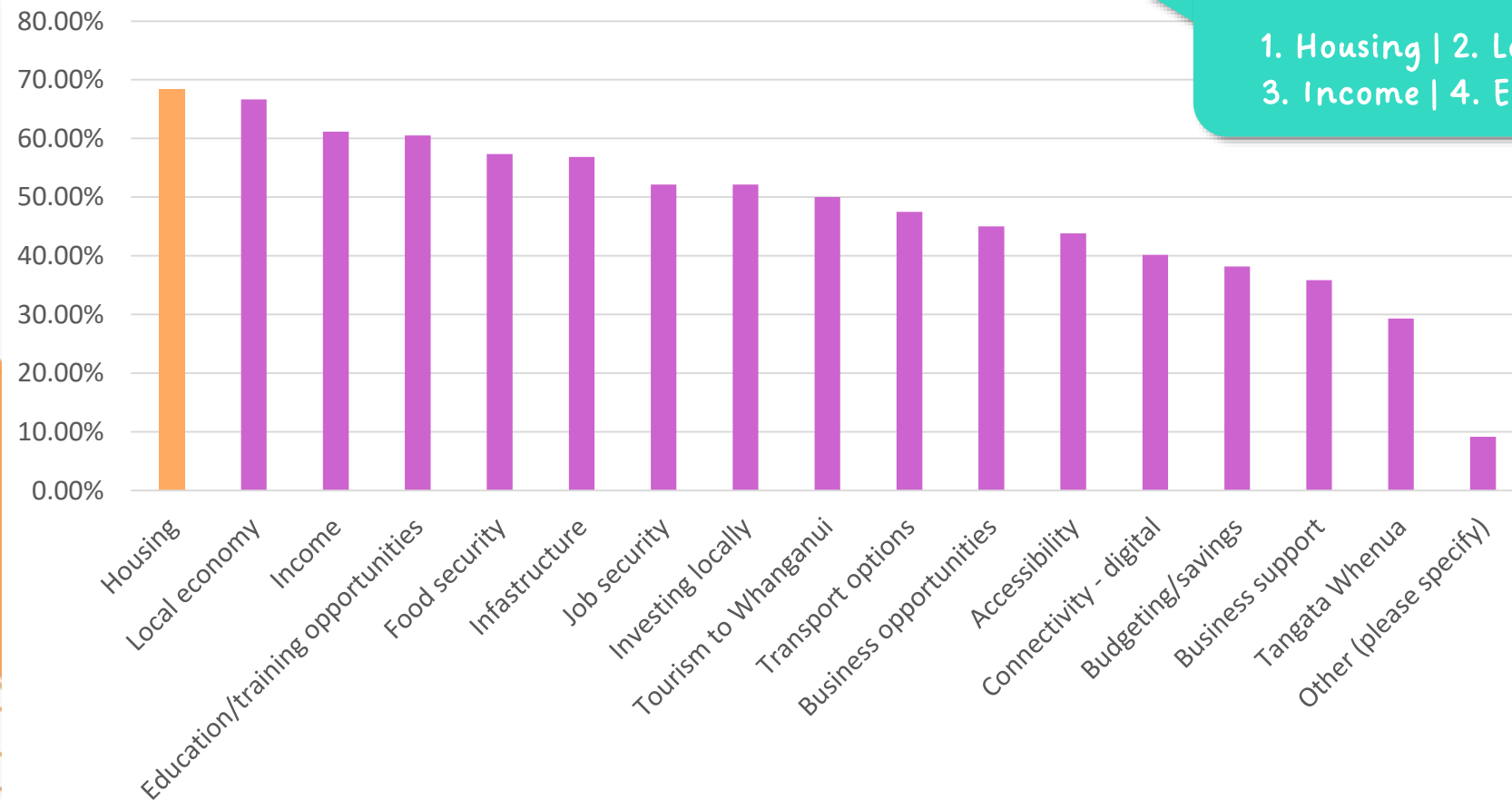
of respondents selected health and wellbeing activities as being important to cultural wellbeing.

Which of the following are important to your economic wellbeing in Whanganui?

Question 10

Top 5 economic:

1. Housing
2. Local economy
3. Income
4. Education
5. Food security

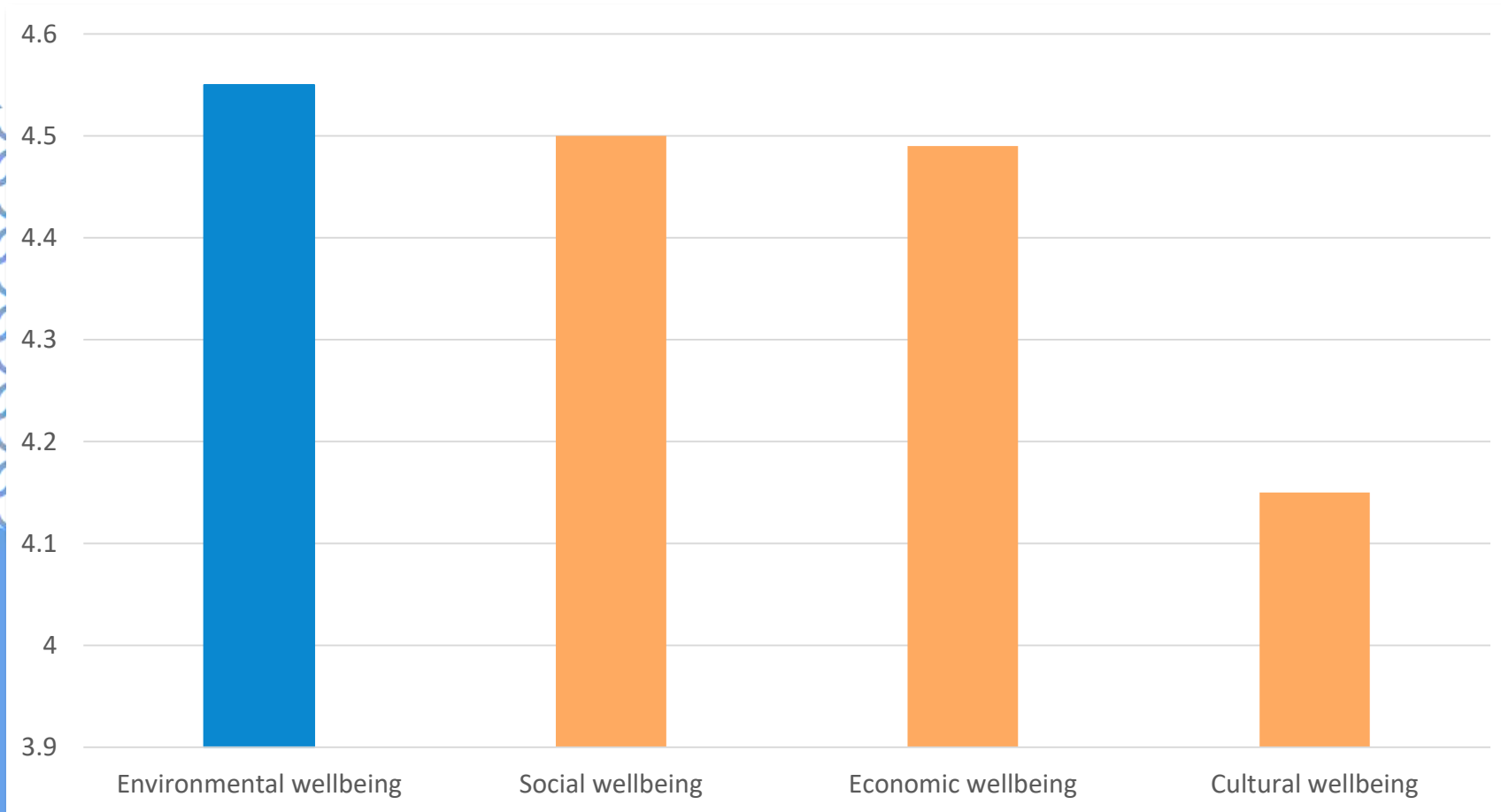


68%

of respondents selected housing as being important to economic wellbeing.

Please rate how important you think each wellbeing is?

Question 12

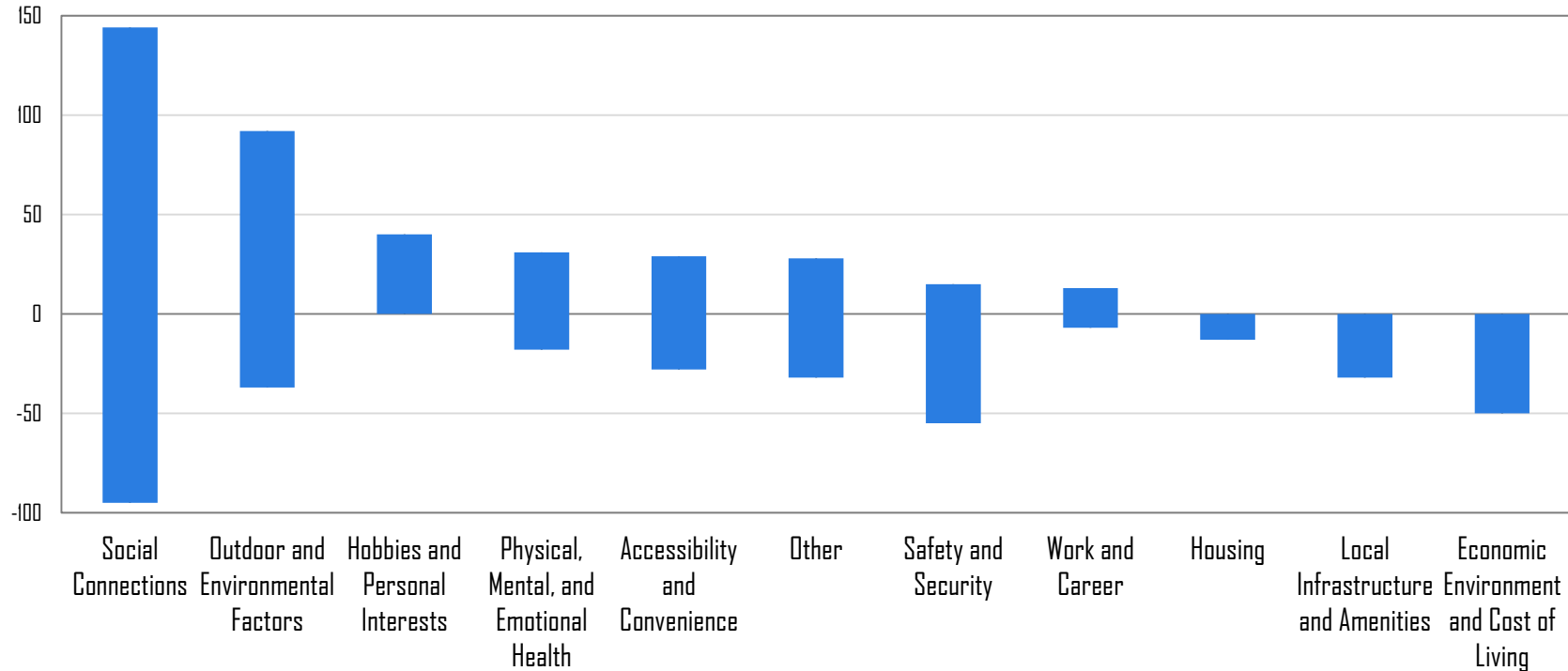


4.55

weighted average for environmental wellbeing ranked highest amongst respondents.

What influences your wellbeing in a positive / negative way?

Question 14 & 15



Social Connections
ranked highest for both positively and negatively influencing wellbeing

How do you think things can be improved in Whanganui under each of the Wellbeings?



Environmental 88%



Social 88%



Economic 82%



Cultural 78%

Question 13



What the community wants

Question 13



Environmental

Parks, Open Spaces & Greenery	56
River and Coastal Health and Water Quality	55
Transport and Infrastructure	49
Other	42
Recycling & Waste Management	40



Economic

Business Support and Growth	89
Employment and Job Opportunities	39
Council's Role and Management	31
Housing	28
Economic Development and Infrastructure	25



Social

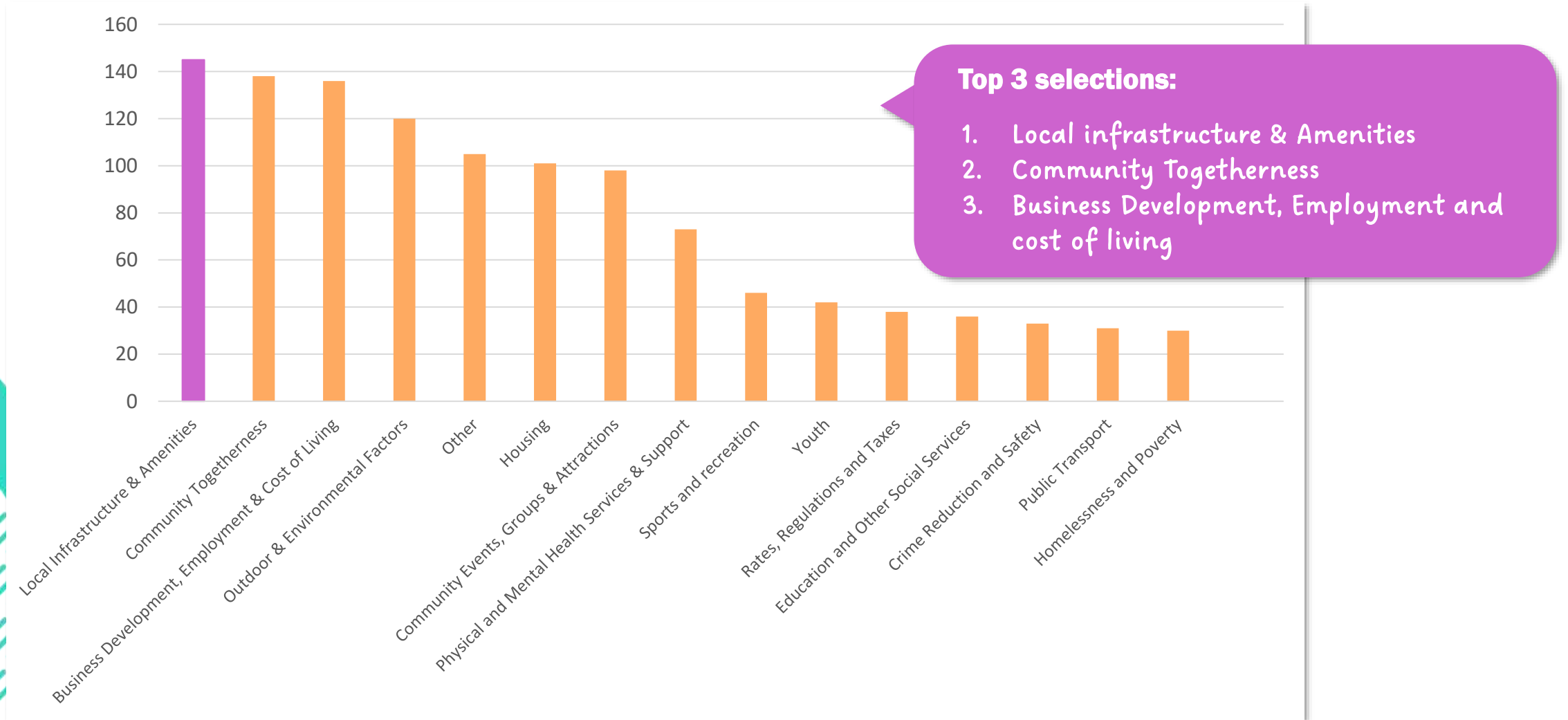
Community Engagement and Events	93
Public Spaces and Recreation	56
Other	39
Housing	29
Social Support and Services	25



Cultural

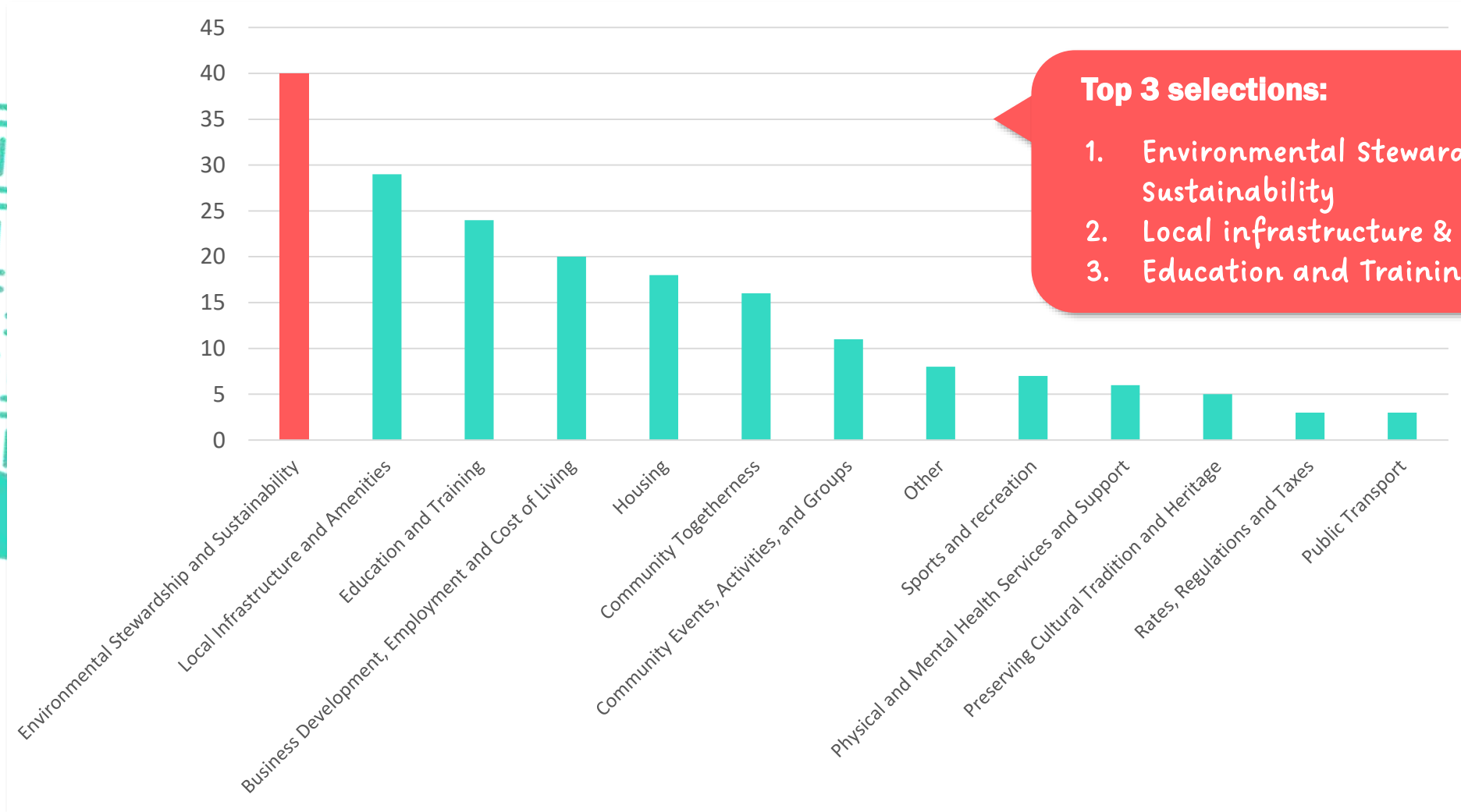
Inclusion, Diversity, and Public Perception	63
Cultural Events, Arts, and Celebrations	59
Māori Culture, Tradition and Language	31
Other	23
Funding and Investment into Culture and the Arts	20

What are the top three things you think would improve wellbeing for the whole community now? Question 16



What would improve wellbeing for the next generation/s?

Question 17



Top 3 selections:

1. Environmental Stewardship & Sustainability
2. Local infrastructure & Amenities
3. Education and Training



“

If I am strong, I hold up my Whanau, if my Whanau is strong, they hold up my Hapu, if my Hapu is strong, they hold up my Iwi, if my Iwi is strong, they hold up the world.'

Swap out Hapu for Community and swap out Iwi for nation and if we individually have strong body mind and soul, we contribute to the wellbeing of everyone.

”

Next Steps





Vision for Whanganui

CONTACT

Elise Broadbent | Policy Manager

Robyn Vickery | Programme Manager

www.whanganui.govt.nz

Whanganui District Council

PO Box 637 | Whanganui 4500