

THE GREAT WHANGANUI

PLAY TRAIL

Kia ora! This is your guide to playing in our city centre. Follow the map, take your time, skip some spots, find new ones, make up new games along the way...

Play Trail Activities

1. Mirror, mirror on the ball... Do a silly dance with your reflection.
2. Pākaitore is our tūrangawaewae – a place for us to stand together and stand tall. Can you work together to make yourself even taller? How about a piggyback ride, or a human pyramid? Please be considerate of others, and use Pākaitore in a safe and appropriate way.
3. Check out the mural across the road. Is that a... whale on a train? What else is going on in that picture? Make up a ridiculous story about it.
4. Have you ever seen musical instruments like these? Figure out how to play them and have a jam.
5. Pick up the phone and try calling a number. See who answers.
6. These are community māra kai (gardens for eating). Explore what's growing and taste test a few.
7. First to get their marble from mountains to sea wins! (Marbles are 20c from Brown & Co.)
8. Do you see Edith Collier painting up a storm? Make your own masterpiece on the chalkboard.
9. Check out these old pictures of Whanganui... If you were a time traveller, which one would you travel into? Why?
10. Ride the magic carpet while you sneak through the secret alleyway. (The end of the alleyway is not wheelchair accessible. Take a shortcut down Victoria Ave instead.)
11. Find a leaf to be your waka and race it down the awa fountain. What type of leaves are fastest?
12. Ka pai! You've done it! Before you go, please tell us how you liked the Play Trail by filling out a survey in the iSITE wifi room. Ball it up and toss it into our letterbox – bonus points for cool shots.
13. You are now entering the Silly Walk Zone. No normal walking allowed until you see the carillon (it's a musical instrument with a LOT of bells).
14. Count all the fingers! Just kidding. You'd be here all day. Find a handprint the same size as yours.
15. Arapaki panels are used in wharepuni (meeting houses) to tell stories with patterns. Use this arapaki panel to design something special to you.
16. Go into the museum (entry is free) and straight ahead towards the waka. Near the back, you'll find a big papa tākaro (gameboard) with instructions to play mū tōrere.
17. It's showtime! Hop up on the stage and give a show, sing a waiata or play charades.
18. You've found the largest pool table in all New Zealand! If the food trucks are open, you can borrow some equipment from the shed.
19. There's a great view of the city from up here! Play a game of I-Spy.
20. The Ladies Rest was built as a place to chill. Recharge your mind by imagining the peaceful flow of the awa while you hop along the stones.

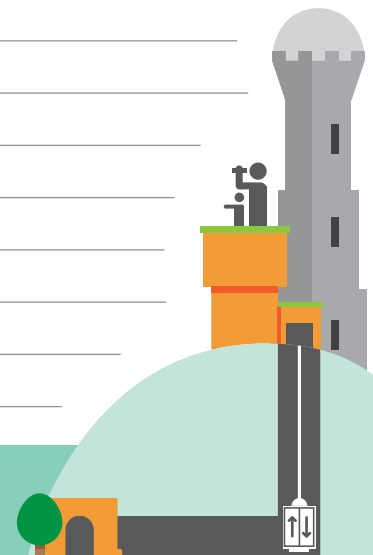
Art Animals Bingo

Keep an eye out for these animals along the way. When you spot one, cross it off the list.

Hint: Look in murals, sculptures, photographs...

-  Kuri - Dog
-  Ngeru - Cat
-  Whio - Blue Duck
-  Ika - Fish
-  Kererū - Wood Pigeon
-  Tohorā - Whale
-  Hoiho - Yellow-eyed Penguin
-  Arewhana - Elephant
-  Raiona - Lion
-  Kārearea - Falcon

Can you spot any other animals?



THE GREAT WHANGANUI

PLAY TRAIL

GUYTON ST

CAMERON TCE

SAINT HILL ST

VICTORIA AVE

WATT ST

WATT ST

DREWS AVE

BELL ST

PARK PL








BATES ST

RIDGWAY ST

RIDGWAY ST

50m

Legend

-  Short Route
-  Long Route
-  Accessible Shortcut
-  Stairs
-  i-SITE
-  Toilets
-  Off-street Parking

TAUPŌ QUAY

VICTORIA AVE

DREWS AVE

RUTLAND ST

MARKET PL

SOMME PDE

TAUPŌ QUAY

MOUTOA QUAY

11

12

1

9

8

7

10

5

4

3

6

2

18

17

16

15

19

20

14

13

How did it go?

We'd love to hear about it!
You can scan the QR code here
or visit our website to tell us more
(we promise it'll be fun!)



ANZAC PDE

