



**WHANGANUI  
DISTRICT COUNCIL**  
Te Kaunihera a Rohe o Whanganui

# **2020/21 ANNUAL PLAN**

## **Submissions received**

36 Ridgway Street  
PO Box 373, Whanganui  
Ph 06 348 0157  
Mobile 027 222 6691  
Email [des@mainstreetwhanganui.co.nz](mailto:des@mainstreetwhanganui.co.nz)  
[www.mainstreetwhanganui.co.nz](http://www.mainstreetwhanganui.co.nz)



Wednesday 8 April 2020

Whanganui District Council  
101 Guyton Street  
Whanganui 4500

His Worship the Mayor Hamish McDouall, Councillors, Chief Executive Kym Fell, Town Centre Regeneration Group Chairperson Councillor Helen Craig and Council Contractor Ellen Young.

**Mainstreet Whanganui Board Submission on the Revitalizing of Majestic Square**

Firstly, on behalf of Mainstreet Whanganui we wish you and your whanau well due to these challenging times, especially with the added responsibility of providing the Whanganui District with additional leadership during this time and into the future.

I'm writing on behalf of the Mainstreet Whanganui Executive Board to confirm that at its Board Meeting held Wednesday 8 April 2020 the board discussed and adopted the attached their Revitalization of Majestic Square Submission. I have been directed to communicate this submission to the appropriate people within the Whanganui District Council.

The WDC PowerPoint on Revitalization of Majestic Square has been received and discussed by the Mainstreet's Design & Heritage Sub Committee which is chaired by Mainstreet Board Member Des Healy. The item has been also been seen by Mainstreet's Majestic Square Working Group facilitated by Mainstreet Board Member John Anderson.

As a result of those discussions an invitation-only meeting was initiated 13 March 2020 which was facilitated by the Design & Heritage Chairperson Des Healy and included Board Members, Stakeholders, Iwi Representation, Interested Parties, Councillors and Council Officers. This meeting added to some of Mainstreet's Submission contents. The Mainstreet's Operations Team has previously provided a submission to Council.

If we can assist with further information to this submission, please contact Mainstreet Whanganui.

Yours sincerely,

A handwritten signature in blue ink, appearing to read 'Des Warahi'.

Des Warahi

General Manager

Mark Simmonds Chairperson

Des Healy Chairperson Design & Heritage Sub Committee

John Anderson Majestic Square Working Group

Mainstreet Whanganui Inc

MAJESTIC SQUARE SUBMISSION

8 April 2020

## Background

1. In the beginning, the Majestic Theatre provided an edge to the Memorial Hall forecourt space and an edge to Maria Place that led to it
2. A 'eureka' moment from a former mayor saw the theatre demolished and the land developed for casual recreation i.e. tree planting/landscaping and fixed seating for lunching of shop and office workers etc.
3. Following the upgrade of Victoria Avenue, a new layout was proposed and embarked on that extended across part of Maria Place which was closed for the purpose. New elements in the design included a stage and water feature.
4. Time, usage and the Town Centre Regeneration Strategy 2016 have highlighted some shortcomings with the present arrangement. Consequently, Council has embarked on a consultation process (perhaps to enact another eureka moment) with the intention of improving what we have already.

## Consultation

5. To carry out consultation the Council engaged Ellen Young (Town Centre Regeneration Contractor) and Des Warahi (Mainstreet General Manager). Together they hosted explanatory sessions at Majestic Square, River Traders' Market and a public meeting at the Memorial Hall. Feedback was received via Post-it notes at these sessions and online direct to Council.
6. Engagement with Mainstreet staff was followed through by Mainstreet General Manager, Des Warahi and a submission made to the Council around operational matters such as maintenance including the need to re-finish the roof over the stage.
7. In the absence of formal discussions on the subject at board or committee level at Mainstreet, an invitation-only meeting was initiated for 13 March 2020, to inform Mainstreet members of the issues. This was to facilitate the wider organisation's views to be submitted to the Council.

The meeting was run by the Design and Heritage Committee Chair Des Healy as facilitator and elicited a diverse range of ideas on the subject. It would be fair to say that everybody learnt something they did not previously know and so the objective of the meeting “to inform” was achieved in a measured and non-confrontational manner.

8. This meeting, together with meetings held on 12 March 2020 (with Cr Vinsen) and 20 March 2020 (Design and Heritage Sub-Committee) raised some pertinent points:
  - a. Consultation Process: Some criticism was made of the consultation process to date with a suggestion that the process might be more important than the outcome. Further discussion on this point concluded that although the consultation process was crucial and extremely important, in this case, regardless of the process the final result was what really matters.
  - b. Consultation outcomes: What has become clear is that there are different interpretations of what has been achieved by consultation so far, specifically a) at Council Table, b) at Mainstreet Whanganui, and c) in relation to Iwi.

## **Where to From Here**

Obviously, this is entirely a matter for Council, but to avoid the pitfalls of the past we recommend:

- That Council fully investigates its options regarding the old Farmers building adjacent to Majestic Square to clarify definitively whether that site can be included in the mix for the future development of Majestic Square.
- That Council clearly states the financial parameters envisaged for investigation/planning and subsequent groundworks.
- That the Majestic Square Redevelopment Group include wider representation from Council itself, Mainstreet Whanganui board representatives, (based on its historic relationships with Council) and Iwi, (whose inclusion is imperative if a meaningful result is intended, and particularly in the light of the imminent Treaty Settlement with local Iwi).
- That this group is tasked with developing a broad-brush design brief to which potential designers can submit their individual credentials.

The objective of the above recommendations is to create a level of openness and transparency in the process; greater community buy-in; plus, an element of competitiveness reflecting previous successful outcomes for the Memorial Hall, the Sarjeant Gallery and its Extension Project.

**From:** [Clinton Sewell](#)  
**To:** [Annual Plan 2020](#)  
**Subject:** Having a say  
**Date:** Tuesday, 21 April 2020 9:14:50 AM

---

Can you please explain why the council say you realise we are in economic uncertainty and are here to help, but, still want to spend money on climate change, keep late fees, and aren't willing to show leadership skills by decreasing your remuneration like the rest of NZ have had to do.

How about 20% decrease in your remuneration, no rates increase, no spending on this so called climate change emergency and deleting late fees, even for at least one year.

This would much more compassionate for our economy and people of Wanganui that you lot claim to be

Regards  
Clint Sewell  
29 Moore Ave  
Wanganui

Sent from [Outlook Mobile](#)

**From:** [Amber jane Davis](#)  
**To:** [Annual Plan 2020](#)  
**Subject:** Rates  
**Date:** Tuesday, 21 April 2020 9:52:41 AM

---

Dear Whanganui district council.

I am writing to ask you put in to consideration that their will be alot of struggling families like us right now that can definitely not afford a rates increase no matter how small it is. We are talking about job loss.. paying higher rates including mortgage insurance and horizons is probably going to force us to sell due to the corona virus and lack of work.. Thank you for your time  
Amber Davis

**From:** Whanganui District Council [mailto:noreply@whanganui.govt.nz]

**Sent:** Monday, 20 April 2020 10:05 PM

**To:** malcolm.janelle.ward@gmail.com

**Subject:** Policy Submission Acknowledgment - Submission: Proposed 2020-21 Annual Plan



## Submission: Proposed 2020-21 Annual Plan

Thank you for your submission. We appreciate you participating in the consultation process on this issue. This email is a formal acknowledgement of Whanganui District Council's receipt of your submission. Please print a copy of this page for your records.

Reference number	737042204204920
First name	Malcolm
Last name	Ward
Email address	<a href="mailto:malcolm.janelle.ward@gmail.com">malcolm.janelle.ward@gmail.com</a>
Postal address	1 TURERE PLACE OTAMATEA WHANGANUI 4501
Daytime phone number	021519348
Organisation name	
Your role	
Have you submitted to the Whanganui District Council before?	No
Gender	Male
Age group	30 - 39 years
Ethnicity	NZ European
Location	St Johns Hill / Otamatea

Would you be interested in being involved in further consultation opportunities with Council?	Yes
<b>KEY ISSUES</b>	
<b>Reducing the UAGC</b> - reduce the Uniform Annual General Change (UAGC) from \$831 to \$700	Agree
<b>Airport runway</b> – loan fund \$1M to develop a sealed parallel taxiway (in conjunction with additional funding from Provincial Growth Fund and the Crown)	Disagree
<b>Climate Change Strategy</b> - \$140,000 to facilitate the ongoing development and implementation of the Climate Change Strategy	Strongly disagree
<b>Digital Strategy</b> - \$90,000 to implement the Digital Strategy: Digital by Design	Agree
<b>Waste minimisation</b> – fund the Whanganui Resource Recovery Centre Trust and additional \$144,000 to underwrite loss due to escalating costs to receive, manage and recycle fibre (cardboard, paper and mixed paper)	Strongly disagree
<b>Housing Strategy</b> - \$200,000 to support the delivery of the Housing Strategy	Strongly agree
<b>Whanganui Regional Museum</b> – increased funding by \$75,000 to help the Museum meet increased operating costs resulting from the building refurbishment and upgrade	Neither agree nor disagree
Further comments	I do not understand how at a time like this the council can even be thinking about a rate increase. This is the time to be easing a burden on the region financially. Allow them to recover, build themselves and businesses back up and then and only then look to raise rates. A higher debt from the council right now is palatable when interest rates are at a point of where they will



	not increase for a long time now while we go through a modern depression. The region can repay this debt over an extra few years but right now is not the time to hurt a small town and its people when we are all already hurting enough.
Supporting documents	File(s) not provided
I would like to speak in support of my submission	No
Submission method	Online

**From:** Whanganui District Council [mailto:noreply@whanganui.govt.nz]

**Sent:** Tuesday, 21 April 2020 4:42 PM

**To:** ann@gingercat.co.nz

**Subject:** Policy Submission Acknowledgment - Submission: Proposed 2020-21 Annual Plan



## Submission: Proposed 2020-21 Annual Plan

Thank you for your submission. We appreciate you participating in the consultation process on this issue. This email is a formal acknowledgement of Whanganui District Council's receipt of your submission. Please print a copy of this page for your records.

Reference number	569041642201321
First name	Ann
Last name	Blackwell
Email address	<a href="mailto:ann@gingercat.co.nz">ann@gingercat.co.nz</a>
Postal address	4 WINDSOR TERRACE DURIE HILL WHANGANUI 4500
Daytime phone number	063452418
Organisation name	
Your role	
Have you submitted to the Whanganui District Council before?	Yes
Gender	Female
Age group	50 - 59 years
Ethnicity	NZ European
Location	Bastia Hill / Durie Hill

Would you be interested in being involved in further consultation opportunities with Council?	Yes
<b>KEY ISSUES</b>	
<b>Reducing the UAGC</b> - reduce the Uniform Annual General Change (UAGC) from \$831 to \$700	Strongly agree
<b>Airport runway</b> – loan fund \$1M to develop a sealed parallel taxiway (in conjunction with additional funding from Provincial Growth Fund and the Crown)	Strongly agree
<b>Climate Change Strategy</b> - \$140,000 to facilitate the ongoing development and implementation of the Climate Change Strategy	Strongly disagree
<b>Digital Strategy</b> - \$90,000 to implement the Digital Strategy: Digital by Design	Disagree
<b>Waste minimisation</b> – fund the Whanganui Resource Recovery Centre Trust and additional \$144,000 to underwrite loss due to escalating costs to receive, manage and recycle fibre (cardboard, paper and mixed paper)	Strongly disagree
<b>Housing Strategy</b> - \$200,000 to support the delivery of the Housing Strategy	Neither agree nor disagree
<b>Whanganui Regional Museum</b> – increased funding by \$75,000 to help the Museum meet increased operating costs resulting from the building refurbishment and upgrade	Strongly disagree
Further comments	I think there should be no rate increase for the next two years.
Supporting documents	File(s) not provided
I would like to speak in support of my submission	No
Submission method	Online

**From:** Whanganui District Council [mailto:noreply@whanganui.govt.nz]

**Sent:** Tuesday, 21 April 2020 8:36 PM

**To:** nelkoro@xtra.co.nz

**Subject:** Policy Submission Acknowledgment - Submission: Proposed 2020-21 Annual Plan



## Submission: Proposed 2020-21 Annual Plan

Thank you for your submission. We appreciate you participating in the consultation process on this issue. This email is a formal acknowledgement of Whanganui District Council's receipt of your submission. Please print a copy of this page for your records.

Reference number	412042035205021
First name	Ian
Last name	Poole
Email address	<a href="mailto:nelkoro@xtra.co.nz">nelkoro@xtra.co.nz</a>
Postal address	
Daytime phone number	3423769
Organisation name	
Your role	
Have you submitted to the Whanganui District Council before?	
Gender	
Age group	
Ethnicity	
Location	
Would you be interested in being	

involved in further consultation opportunities with Council?	No
<b>KEY ISSUES</b>	
<b>Reducing the UAGC</b> - reduce the Uniform Annual General Change (UAGC) from \$831 to \$700	Agree
<b>Airport runway</b> – loan fund \$1M to develop a sealed parallel taxiway (in conjunction with additional funding from Provincial Growth Fund and the Crown)	Neither agree nor disagree
<b>Climate Change Strategy</b> - \$140,000 to facilitate the ongoing development and implementation of the Climate Change Strategy	Strongly disagree
<b>Digital Strategy</b> - \$90,000 to implement the Digital Strategy: Digital by Design	Disagree
<b>Waste minimisation</b> – fund the Whanganui Resource Recovery Centre Trust and additional \$144,000 to underwrite loss due to escalating costs to receive, manage and recycle fibre (cardboard, paper and mixed paper)	
<b>Housing Strategy</b> - \$200,000 to support the delivery of the Housing Strategy	Neither agree nor disagree
<b>Whanganui Regional Museum</b> – increased funding by \$75,000 to help the Museum meet increased operating costs resulting from the building refurbishment and upgrade	Agree
Further comments	Spending \$140k on a nebulous climate strategy project with little detail on what it is being spent on is a complete waste of time and ratepayers funds. What exactly are you hoping to achieve? Please do not proceed with this strategy at this time.
Supporting documents	File(s) not provided

I would like to speak in support of my submission	No
Submission method	Online



## Submission: Proposed 2020-21 Annual Plan

Thank you for your submission. We appreciate you participating in the consultation process on this issue. This email is a formal acknowledgement of Whanganui District Council's receipt of your submission. Please print a copy of this page for your records.

Reference number	250041836205323
First name	Brenda
Last name	Maddocks
Email address	banda.maddocks@gmail.com
Postal address	7 RANGITIKEI STREET WHANGANUI EAST WHANGANUI 4500
Daytime phone number	3435463
Organisation name	
Your role	
Have you submitted to the Whanganui District Council before?	No
Gender	Female
Age group	60 years or over
Ethnicity	NZ European
Location	Whanganui East (Williams Domain, Wembley Park, Kowhai Park)
Would you be interested in being	

involved in further consultation opportunities with Council?	No
<b>KEY ISSUES</b>	
<b>Reducing the UAGC</b> - reduce the Uniform Annual General Change (UAGC) from \$831 to \$700	Strongly agree
<b>Airport runway</b> – loan fund \$1M to develop a sealed parallel taxiway (in conjunction with additional funding from Provincial Growth Fund and the Crown)	Agree
<b>Climate Change Strategy</b> - \$140,000 to facilitate the ongoing development and implementation of the Climate Change Strategy	Neither agree nor disagree
<b>Digital Strategy</b> - \$90,000 to implement the Digital Strategy: Digital by Design	Neither agree nor disagree
<b>Waste minimisation</b> – fund the Whanganui Resource Recovery Centre Trust and additional \$144,000 to underwrite loss due to escalating costs to receive, manage and recycle fibre (cardboard, paper and mixed paper)	Neither agree nor disagree
<b>Housing Strategy</b> - \$200,000 to support the delivery of the Housing Strategy	Agree
<b>Whanganui Regional Museum</b> – increased funding by \$75,000 to help the Museum meet increased operating costs resulting from the building refurbishment and upgrade	Neither agree nor disagree
Further comments	In order to help businesses and low income rate payers do not increase rates this year.
Supporting documents	File(s) not provided
I would like to speak in support of my submission	No
Submission method	Online



**From:** [Peter Fraser](#)  
**To:** [Annual Plan 2020](#)  
**Subject:** Submission for 2020/21 annual plan  
**Date:** Friday, 1 May 2020 2:58:37 PM

---

I wish to make the following comments to the proposed adjustments you have outlined in the mediato the above plan. I find the proposed expenditure of \$140000 on climate change strategy and \$1million on upgrading the airport as completely hypocritical in every way. How can WDC claim to be climate change friendly and be financially involved in the dirty and shrinking business of Air Travel. I and many other ratepayers are dismayed at the commercial risks you have already exposed us to and cannot agree to any further such risk. Both of these proposed commitments are also outside core business operations which is what council should be limiting to in these trying economic times. I consider a nil rates increase could also be achieved with eliminating the nice to have projects . P L Fraser

SeInt from [Mail](#) for Windows 10

# SUBMISSION

---



**To:** WHANGANUI DISTRICT COUNCIL

**Submission on:** DRAFT 2020/21 ANNUAL PLAN

**Date:** 4 May 2020

**Submission by:** Federated Farmers of New Zealand

Mike Cranstone  
President, Whanganui Province  
T: 06 342 7721  
M: 027 218 0123

**Address for service:** Dr Lisa Brewer  
Regional Policy Advisor  
Federated Farmers of New Zealand  
PO Box 422  
New Plymouth 4340

M: 021 627 936  
E: [lbrewer@fedfarm.org.nz](mailto:lbrewer@fedfarm.org.nz)

## *Introduction*

Federated Farmers appreciates this opportunity to submit on the draft Annual Plan.

In general terms, we support use of targeted rates, where the beneficiary can be identified. We also advocate for the use of the UAGC at its maximum 30% of total rates revenue, as a fair way of paying for services that benefit all equally.

We do not support use of fixed charges per Separately Used or Inhabited Part (SUIP) in Whanganui District, as farmers end up paying multiple times, with every staff house or shearers quarters (whether currently in use or not) subject to a fixed fee. In practice, these 'separate' units are inseparable parts of the one farming business, the charges are paid for by the one ratepayer and there is little opportunity to pass on these costs.

We support the use of fees and charges, as charging users is usually a fairer method of funding services than relying on alternatives such as the general rate.

## *Rating*

Attached you will find a copy of a letter sent to Councils by Federated Farmers' national president Katie Milne in late March, about consultation and rating policy in the face of COVID-19. We ask that this be considered part of our submission.

We note that Council is proposing a 2.3% average increase in the general rate this year, reduced from a previously proposed 3.9% as a result of COVID-19. We acknowledge and appreciate Council's effort to lower rates at this time. The economic impacts of the pandemic are as yet unknown, but potentially significant to the district. The impact of large increases in property valuations will also make rates bills increasingly difficult to meet for some.

Rates are always a major cost to farmers and it is disappointing to see that rates increases proposed for farming properties are in most cases significantly higher than the district average; 3.2% is quoted in the documents as the average for farming properties, but this category includes a diversity of property types, from small blocks to sheep-beef and dairy farms. The vast majority of Whanganui farms are hill country sheep-beef operations; we understand from officials that it is likely a 4.8% average increase for these, though the small number of dairy farms are proposed to experience a drop in rates. We strongly support Council's efforts to keep rates increases as low as possible, as rates are often burdensome for farming businesses, frequently in our top half dozen input costs.

We note that the proposed reduction in the district average rate increase has been achieved through lower loan repayments totalling \$1m, rather than primarily through reductions in expenditure. We have been strongly supportive of the focus on reducing council debt in previous submissions. We understand however that these are not normal times. We also note that the impact on closing debt is relatively small (closing debt at 30 June 2021 projected to be \$122.3m compared to \$120.3m forecast in the LTP, primarily due to the Port Revitalisation Project being brought forward). We also note that interest rates are lower than expected, decreasing borrowing costs by \$400,000 in 2020/21. However, we would prefer a focus on reducing expenditure rather than increasing debt, where at all possible; we support Council's

expressed intention to continue to look for further savings and reductions in operating expenses.

We oppose the proposed reduction in the Uniform Annual General Change (UAGC) from \$831 to \$700 for 2020/21. We understand the rationale behind this was to mitigate the large range of rates increases. However, as previously stated, we support the use of the UAGC to its maximum, as a fairer way of paying for services which benefit all than relying on the general rate.

- We support Council's efforts to reduce rates increases and continue to look for further savings in operating expenses. We prefer reduction in expenses to increasing debt as a method to reduce rates where possible. We oppose the proposed reduction of the UAGC.

#### *Rates remission & penalties*

We support reducing the penalties for late rates payments from 10% to 5% and review of the rates remission and postponement policies. We ask that future remission and postponement policies allow for consideration of farming properties. In the past, only rating units used solely for residential purposes were eligible for rates remission or postponement on the grounds of financial hardship. This effectively excludes farming ratepayers from access to rates remission or postponement, even though they may be in severe financial hardship and are resident on the property. Ratepayers applying must previously also not own any other rating units; farms are often in multiple titles, for various historical reasons and this criterion may also be a barrier to farmers wishing to apply for rates relief if left unchanged. We acknowledge that there is provision for rates remission for properties affected by natural calamity: presumably this is applicable to farmers, although it has not been entirely clear.

- We support reducing penalties for late rates payments and ask that farmers be made eligible for rates remission and postponement when those policies are reviewed.

#### *Digital strategy*

While the changes are not significantly different to the previous LTP, we note the additional funding for climate change, housing, waste and digital connectivity. We have no specific comments to make on the first two. We understand that market saturation and other commercial factors are responsible for making recycling of fibre uneconomic and that this makes it necessary to allocate more funds to the Resource Recovery Centre Trust (an additional \$144,000 / 0.24% rates increase in 2020/21 to underwrite the loss, with the additional \$100,000 to come from the Council's Waste Minimisation Fund); we support investigation of other viable options.

As regards the digital strategy, proposed to be allocated \$90,000 (0.15% rates increase), we support the identification of projects with stakeholders. We are pleased to see that new opportunities within the agribusiness sector have been identified as a key strategic priority (Supporting Information, p.9), within which is the goal to 'understand the need for improved rural digital connectivity in the district'. Digital connectivity issues are well-known in rural areas and obviously important for both commercial and social reasons. Food production from the

rural economy is expected to do much of the heavy lifting in the post-COVID recovery. It is essential that particularly in the first twelve months of the recovery, we do not allow additional barriers to reduce our ability to produce and export products.

Being connected to markets and able to access market and supplier information is important, while compliance requirements are increasingly moving online. Having to operate more in a paperless fashion is becoming the norm and the pandemic has only highlighted some things, such as the advantage in being able to file biosecurity information (known as ASD forms) electronically when shipping animals (previously a paper form was physically handed to the transport operator), or the need to educate children or engage in ongoing adult education from home.

- We support consideration of the connectivity needs of rural people in the Digital Strategy.

#### *About Federated Farmers*

About Federated Farmers: we are a not-for-profit primary sector policy and advocacy organisation that represents the majority of farming businesses in New Zealand. Federated Farmers has a long and proud history of representing the interests of New Zealand's farmers. The Federation aims to add value to its members' farming businesses. Our key strategic outcomes include the need for New Zealand to provide an economic and social environment within which:

- Our members may operate their business in a fair and flexible commercial environment;
- Our members' families and their staff have access to services essential to the needs of the rural community; and
- Our members adopt responsible management and environmental practices.

***Thank you***

23 March 2020

To Mayors, Chairs, Councillors and Chief Executives  
All Regional, City and District Councils

### **CALL TO CONTAIN RATES RISES AND RECONSIDER CONSULTATION PROCESSES**

On behalf of Federated Farmers of New Zealand I am asking all Councils to keep their ratepayers in mind when considering their draft annual plans for 2020/21 and to consider whether some consultation processes in the pipeline need to be extended and/or delayed while their ratepayers, citizens and staff guard themselves against the threat of Covid-19.

Draft annual plans currently being put out by regional, city, and district councils show some alarmingly large rates increases, some in excess of 10% and a number well over 5%. Ratepayers are facing a very difficult and uncertain time and the last thing they need to worry about right now are runaway rates increases.

Federated Farmers is deeply concerned about the serious impact of Covid-19 on our communities and on our economy. We have applauded the decisive action of central government both in terms of public health and its economic rescue package.

Despite the Government's rescue package, the economy will suffer a sharp shock and will likely enter a deep and long recession. At a time of economic downturn and uncertainty it is particularly important that councils focus on their core functions and operate as efficiently and effectively as possible to keep the rates burden down for the wellbeing of their communities. 'Nice to haves' need to be shelved.

As well as focusing on core business councils could also consider following the Government's lead and take on more debt, especially for capital investment. Most councils have little debt and have plenty of scope to borrow while remaining prudent while those that are close to their debt limits could be forgiven for breaching them at this extraordinary time.

We also note that many councils aren't planning to consult this year on their annual plans and will simply be adopting annual plans based on the numbers from their 2018-28 Long Term Plans. The environment has changed dramatically since they'd have made their decision not to consult and these councils should now urgently review their planned rates increases too.

Another serious concern we have is the ability of councils to meaningfully consult and engage with their communities on other policy and regulatory matters, including district and regional plans. We ask that Councils look to adjust their work programmes and timeframes. Assuming business as usual for these processes is unwise with the restrictions on gatherings and the simple fact that most people (both inside and outside councils) are trying to focus first and foremost on their wellbeing and will be avoiding gatherings as much as possible.

Finally, Federated Farmers will be approaching central government asking that they consider using taxpayer resources to help councils meet the costs with three waters infrastructure investment needed to comply with the Government's tougher regulation of drinking water. We will also be asking that drinking water quality be regulated at point of supply to humans rather than at source. The Three Waters Reforms look like being incredibly expensive for councils and will be a major driver behind large rates increases.

Federated Farmers' provinces will be making their own submissions on councils' specific draft annual plan consultations and I acknowledge their submissions.

Yours sincerely

A handwritten signature in black ink, appearing to read 'Katie Milne', with a stylized flourish at the end.

Katie Milne  
**National President and Local Government Spokesperson**

**From:** [Whanganui District Council](#)  
**To:** [cassandra.dodds@xtra.co.nz](mailto:cassandra.dodds@xtra.co.nz)  
**Subject:** Policy Submission Acknowledgment - Submission: Proposed 2020-21 Annual Plan  
**Date:** Monday, 4 May 2020 11:02:18 PM



## Submission: Proposed 2020-21 Annual Plan

Thank you for your submission. We appreciate you participating in the consultation process on this issue. This email is a formal acknowledgement of Whanganui District Council's receipt of your submission. Please print a copy of this page for your records.

Reference number	753052302201604
First name	Cassandra
Last name	Dodds
Email address	cassandra.dodds@xtra.co.nz
Postal address	9 Durie Vale Road
Daytime phone number	+6463487169
Organisation name	
Your role	
Have you submitted to the Whanganui District Council before?	No
Gender	Female
Age group	50 - 59 years
Ethnicity	NZ European
Location	Bastia Hill / Durie Hill
Would you be interested in being involved in further consultation opportunities with Council?	No



<b>KEY ISSUES</b>	
<b>Reducing the UAGC</b> - reduce the Uniform Annual General Change (UAGC) from \$831 to \$700	Neither agree nor disagree
<b>Airport runway</b> – loan fund \$1M to develop a sealed parallel taxiway (in conjunction with additional funding from Provincial Growth Fund and the Crown)	Disagree
<b>Climate Change Strategy</b> - \$140,000 to facilitate the ongoing development and implementation of the Climate Change Strategy	Strongly disagree
<b>Digital Strategy</b> - \$90,000 to implement the Digital Strategy: Digital by Design	
<b>Waste minimisation</b> – fund the Whanganui Resource Recovery Centre Trust and additional \$144,000 to underwrite loss due to escalating costs to receive, manage and recycle fibre (cardboard, paper and mixed paper)	Agree
<b>Housing Strategy</b> - \$200,000 to support the delivery of the Housing Strategy	Agree
<b>Whanganui Regional Museum</b> – increased funding by \$75,000 to help the Museum meet increased operating costs resulting from the building refurbishment and upgrade	
Further comments	
Supporting documents	File(s) not provided
I would like to speak in support of my submission	No
Submission method	Online

**From:** [Yvonne Malaquin](#)  
**To:** [Annual Plan 2020](#)  
**Subject:** Speed limit on Tayforth rd  
**Date:** Wednesday, 6 May 2020 12:59:48 PM

---

I would like to see the speed limit on Tayforth rd reduced to 80kph.


This is a very busy road with lots of trucks and cars, as well as cyclists on a very regular basis.

The speed vehicles go along here makes it quite dangerous considering how many houses there are.

Some vehicles also use it as a race track.

Yvonne Malaquin



 <p><b>WHANGANUI DISTRICT COUNCIL</b> Te Kaunihera a Rohe o Whanganui</p>	<p align="center"><b>Submission: Proposed 2020-21 Annual Plan</b></p>
--	---

**Submissions close 4.00pm on Friday 15 May 2020**

**Privacy Act disclosure:** Please be aware when providing personal information that this submission form is part of the public consultation process. As such, this document (including contact details) will be copied and made publicly available. Personal information will be used for the administration of this consultation process and decision-making. All information will be held by the Whanganui District Council, 101 Guyton Street, and submitters have the right to access and correct personal information.

**Online:** You can complete this submission online at [www.whanganui.govt.nz/annualplan](http://www.whanganui.govt.nz/annualplan)

**Alternatively, please return this form, or send your written submission to:**

Proposed 2020/21 Annual Plan  
Whanganui District Council  
101 Guyton Street  
Whanganui 4500

**Email:** [AnnualPlan2020@whanganui.govt.nz](mailto:AnnualPlan2020@whanganui.govt.nz)      **Phone:** 06 349 0001

**YOUR DETAILS** (please print your details clearly)

Name: Alfons Reitsma  
E-mail: alfons.reitsma@outlook.com  
Postal Address: 504 No2 Line , Okoia, Whanganui  
..... Post code 4572  
Best daytime contact number: 021-230-1816

Organisation: If you are completing this submission on behalf of an organisation please name the organisation and your role: n/a

**Oral submissions – currently not available**

Please note that due to uncertainty with the current COVID-19 situation we may not be able to hold public hearings. Should the situation change we will reconsider this. Your submission will be received by all elected members, and considered during deliberations at the end of May. Please indicate below if you would like to speak to your submission, should this become available.

**Yes I would like to speak to my submission if this is available**

If you would be interested in being involved in further consultation opportunities with Council, please tick the box below and ensure your contact details have been completed.

Yes I would like to be involved in future consultation and am happy for you to retain my contact details.

## Annual Plan 2020 Sub: 012

Please indicate your level of agreement for the changes outlined in the 2020/21 Annual Plan Consultation Document. You can submit on any aspect of the Consultation Document or Supporting Information. The table below outlines the key change from the Long Term Plan 2018-2028.

Proposal	Strongly agree	Agree	Neither agree nor disagree	Disagree	Strongly disagree
<b>Reducing the UAGC</b> - reduce the Uniform Annual General Change (UAGC) from \$831 to \$700		X			
<b>Airport runway</b> – loan fund \$1M to develop a sealed parallel taxiway (in conjunction with additional funding from Provincial Growth Fund and the Crown)				X	
<b>Climate Change Strategy</b> - \$140,000 to facilitate the ongoing development and implementation of the Climate Change Strategy				X	
<b>Digital Strategy</b> - \$90,000 to implement the Digital Strategy: Digital by Design		X			
<b>Waste minimisation</b> – fund the Whanganui Resource Recovery Centre Trust and additional \$144,000 to underwrite loss due to escalating costs to receive, manage and recycle fibre (cardboard, paper and mixed paper)		X			
<b>Housing Strategy</b> - \$200,000 to support the delivery of the Housing Strategy		X			
<b>Whanganui Regional Museum</b> – increased funding by \$75,000 to help the Museum meet increased operating costs resulting from the building refurbishment and upgrade				X	

Do you have any further comments to make?

*For 20 years i have dilligently paid rates on our property supporting progress in Whanganui , however your proposed increase of 2.3 % is absurd post Covid 19. At very best the rates can be as they were in 2019 given most business, individuals and farmers are looking at significant income reduction long term i.e post Covid 19. Couple this with pre Covid QV recent valuation increases and all we see is non- stop sustainable creep in rates year on year. This is not sustainable post Covid 19. So somewhere commonsense should apply to hold rates increase in 2020-2021 period and a review of Quotable Values to the former rates of 2019 and pre recent QV valuations. Nobody knows where the value currently sits except that the rate increase is simply not warranted in 2020. Anyone having been involved in business planning sees that current operational costings are far to high in the long term plan and critical economic development still poorly funded, as such prudent cost measures require to be taken. Is there a need for a roof over velodrome? perhaps it can wait another year, proposed extension on the run way was good intention pre-Covid 19, now unfortenately this has to be questioned. New reveune streams, please charge for Sargeant Gallery admisson , hold the regional museum funds accountable thru admission fees. But like all of us please control and cut your costings in tough times. I am prepared to pay my rates , i am not prepared to pay the proposed increase for 2020 -2021*

*Thank You*

Have you submitted on a Long Term Plan or Annual Plan before?

Yes  No

**How did you make this submission?**

Email  Phone  Online  Post

**Gender:**  Female  Male

**Age:**  Under 18 years  18 - 29  30 - 39  40 - 49  50 - 59  60+

**Ethnicity:**  NZ European  Maori  Asian  Pacific Peoples  
 Middle Eastern/Latin American/African  Other .....

**From:** [Whanganui District Council](#)  
**To:** [wrigglesworthallan@gmail.com](mailto:wrigglesworthallan@gmail.com)  
**Subject:** Policy Submission Acknowledgment - Submission: Proposed 2020-21 Annual Plan  
**Date:** Thursday, 7 May 2020 1:51:11 PM



## Submission: Proposed 2020-21 Annual Plan

Thank you for your submission. We appreciate you participating in the consultation process on this issue. This email is a formal acknowledgement of Whanganui District Council's receipt of your submission. Please print a copy of this page for your records.

Reference number	730051351200707
First name	Allan
Last name	Wrigglesworth
Email address	wrigglesworthallan@gmail.com
Postal address	117 KARAKA STREET CASTLECLIFF WHANGANUI 4501
Daytime phone number	063447824
Organisation name	
Your role	
Have you submitted to the Whanganui District Council before?	
Gender	
Age group	
Ethnicity	
Location	
Would you be interested in being involved in further consultation opportunities with Council?	Yes

<b>KEY ISSUES</b>	
<b>Reducing the UAGC</b> - reduce the Uniform Annual General Change (UAGC) from \$831 to \$700	
<b>Airport runway</b> – loan fund \$1M to develop a sealed parallel taxiway (in conjunction with additional funding from Provincial Growth Fund and the Crown)	
<b>Climate Change Strategy</b> - \$140,000 to facilitate the ongoing development and implementation of the Climate Change Strategy	
<b>Digital Strategy</b> - \$90,000 to implement the Digital Strategy: Digital by Design	
<b>Waste minimisation</b> – fund the Whanganui Resource Recovery Centre Trust and additional \$144,000 to underwrite loss due to escalating costs to receive, manage and recycle fibre (cardboard, paper and mixed paper)	Strongly agree
<b>Housing Strategy</b> - \$200,000 to support the delivery of the Housing Strategy	
<b>Whanganui Regional Museum</b> – increased funding by \$75,000 to help the Museum meet increased operating costs resulting from the building refurbishment and upgrade	Strongly agree
Further comments	Cycling strategy attached
Supporting documents	<a href="#">ten year plan 2020.docx</a> - Received
I would like to speak in support of my submission	Yes
Submission method	Online

Submission: Ten Year Plan April 2020 Allan Wrigglesworth

### **Cycling: Steps Council could take to improve cycling in Whanganui**

Most trips people make in urban areas are 5km or less. Cycling is the most sustainable way for people to get from A to B when making short trips on a sealed surface. There are days when motorised transport is desirable, usually due to inclement weather, but in Whanganui cycling is feasible most of the time.



**There are numerous reasons why cycling is preferred to driving:**

- **Economic.** Both for individuals and Councils who maintain infrastructure. Cycles can be purchased very cheaply (\$100) and cost very little to maintain. Bicycles do not wear out roads.
- **Physical Health.** Most citizens would benefit enormously from regular cycling which is a high aeration activity.
- **Psychological health.** Cycling means people are going outside – something many rarely do these days. It lends itself to interactions with other people and the environment.
- **Environmental.** Cycling means reduced vehicle use by up to 75%. Widespread use of bicycles would result in a drastic reduction of greenhouses gases.



### So why do most people not cycle regularly?

NZ will never get anything close to a European-style mass cycling culture without some major changes. We must have:

Proper-width, clearly segregated lanes on all main urban roads.

Strict liability law and measures to make urban car users more responsible around cyclists.

Cycle infrastructure increases the uptake of cycling. This is because cyclists feel safer, and feel more welcome on the road. We have a unique opportunity here in Whanganui to create the conditions for the rapid increase in cycling so that it becomes a dominant form of transport in fine weather.

### Steps Council could take to improve cycling



1. Introduce a law or bylaw that means vehicle drivers are assumed to be at fault in any accident with cyclists unless they can prove otherwise. This law must be reinforced with a case study prosecution.
2. Ban vehicles from parking on roads. By law every road is a bike lane. Establish “cycleways” on all roads between the kerb and the “road” vehicles currently drive on.
3. Mark these pathways with smooth slightly raised hot-mix which is coloured green. Tailings from the nickel mines in New Caledonia can be imported for this purpose. **Do not use paint on roads to delineate cycleways.** Cycle pathways should not be established on intersections.



4. At intersections cyclists, must obey the road rules like other vehicles do and get in correct lanes and signal clearly. If motorists know they will be liable in any accident with cyclists, they will be careful and this will work. Cameras at intersections will be the most cost effective way to ensure this. Many cyclists also need training to hold the bike with one hand and clearly indicate a left or right turn with the other. Council could hand out free fluoro wrist bands to aid turning visibility.



5. Cyclists need to wear “fluoro” vests or other clearly visible clothing, otherwise motorists involved in incidents with cyclists cannot be deemed at fault.
6. Establish a public (Council)/private cycle hub where used bikes can be purchased and bikes can be cheaply checked and repaired. Current bike shops are not fulfilling this function at present. This will reinforce the notion that bicycles are primarily a cheap way to get from A to B rather than an expensive toy for recreational pursuits.
7. Standardised bike stands must be put around the central DBD and other shopping centres. These must have a roof – bikes rust! And enable all types of bikes to be secure.





07 May 2020

Tēnā koe

As a key stakeholder of ours, I wanted to update you on the impact of COVID-19 on the play, active recreation and sport sector, and to seek your ongoing support as we collectively focus on the significant task ahead – that of the social and economic recovery of our country.

### **The impact of COVID-19 on the play, active recreation and sport sector**

It is clear that the economic impacts of COVID-19 will be severe. We know that traditional income sources for many individuals and organisations, will be under unprecedented pressure for some time.

For sport and recreation organisations, one of the biggest impacts has been the significant disruption to income from Class 4 gaming. Community sport and recreation benefits from about 50% of the approximate \$300 million annual funding from this source. Disruption to Class 4 funding has had an immediate and significant impact.

If these organisations have no option but to succumb to COVID-19, the impact on the sector and on physical activity levels in our communities will be catastrophic. As we know, deprived communities are often the most fragile and hard hit by such events, and they are the ones that can least afford to lose access to play, active recreation and sport.

With this in mind, we would like to acknowledge and thank you for the immediate steps your organisation has taken, to support the play, active recreation and sport sector in your community, who are heavily affected by COVID-19.

### **Sport New Zealand's response to the crisis**

Sport NZ has implemented urgent measures in response to COVID-19 to give immediate relief to a sector in crisis:

- An initial financial commitment of over \$70m was committed until 30 June 2021, with the investment intended to help sustain organisations and their networks;
- A second tranche of financial support to the value of \$25m has also been announced this week into four funds, the largest of which (\$15m), is the Community Resilience Fund to support local and regional organisations in dire need;
- A significant number of value in kind measures – capability support, technical advice and free business management services – have been offered to the entire system.

In addition to immediate support, Sport NZ has been asked to help define a Recovery Package for the Minister of Sport and Recreation, for the play, active recreation and sport sector, as part of Budget 2020. We completed this process last week and are now awaiting the result.

### **The importance of rebuilding a sustainable sector**

More so than ever we share a common and passionate interest, to ensure the wellbeing of all New Zealanders and using physical activity as a core building block of a healthy society, is sustained into the future.

The benefits of play, active recreation and sport on wellbeing domains, is well known and proven. Being physically active improves mental and physical health, quality of life and individual wellbeing. In contrast, disengagement and physical inactivity is associated with poor health, a rise in health costs, loss of productivity and associated costs, such as pain and unhappiness to individuals and families.

Play, active recreation and sport supports the social integration of whānau, friendship networks and communities. Whānau relationships and spiritual connections through whakapapa and tangata-whenua are particularly important for Māori and Pasifika. We know that healthier, happier individuals are more likely to do well in other areas of their lives, such as in social and professional situations. These social factors lead to robust community cohesion and resilience and contribute to social, cultural and economic development (WHO 2018).

### **Your critical role in the sustainability of a vibrant sector**


Sport and recreation contributes \$4.9 billion or 2.3% to our annual GDP, with the sector employing more than 53,000 New Zealanders. However, the downstream benefits of sport and recreation on our society extend beyond the numbers, to explain who we are as a nation, our tenacity, our spirit and at times like this, our courage.

Like all local and central Government organisations, you will be redefining strategy, re-evaluating priorities and grappling with funding pressures. Given this is a crucial time when many impactful decisions will be made, I wanted to make sure you are aware of how critical you are, as a territorial authority, to the play, active recreation and sport system.

Without sustained or increased investment, our sector and communities will suffer, and that will create significant consequences for New Zealanders into the future, resulting in much wider issues for us all to manage.

We sincerely look forward to continuing to work with you in partnership, to ensure access to play, recreation and sport remains within the reach of all communities across Aotearoa New Zealand.

Ngā mihi nui



**Peter Miskimmin**  
Chief Executive

**From:** [Whanganui District Council](#)  
**To:** [brianmilham@gmail.com](mailto:brianmilham@gmail.com)  
**Subject:** Policy Submission Acknowledgment - Submission: Proposed 2020-21 Annual Plan  
**Date:** Friday, 8 May 2020 11:46:47 AM



## Submission: Proposed 2020-21 Annual Plan

Thank you for your submission. We appreciate you participating in the consultation process on this issue. This email is a formal acknowledgement of Whanganui District Council's receipt of your submission. Please print a copy of this page for your records.

Reference number	666051146204308
First name	Brian
Last name	Milham
Email address	brianmilham@gmail.com
Postal address	2C Tiraumea St. Hokowhitu Palmerston North
Daytime phone number	0274 581483
Organisation name	
Your role	
Have you submitted to the Whanganui District Council before?	Yes
Gender	Male
Age group	
Ethnicity	NZ European
Location	Other: Also spend time in Palmerston North. When back in Wanganui associated with the Whanganui East suburb.

Would you be interested in being involved in further consultation opportunities with Council?	Yes
<b>KEY ISSUES</b>	
<b>Reducing the UAGC</b> - reduce the Uniform Annual General Change (UAGC) from \$831 to \$700	Strongly agree
<b>Airport runway</b> – loan fund \$1M to develop a sealed parallel taxiway (in conjunction with additional funding from Provincial Growth Fund and the Crown)	Strongly agree
<b>Climate Change Strategy</b> - \$140,000 to facilitate the ongoing development and implementation of the Climate Change Strategy	Strongly agree
<b>Digital Strategy</b> - \$90,000 to implement the Digital Strategy: Digital by Design	Agree
<b>Waste minimisation</b> – fund the Whanganui Resource Recovery Centre Trust and additional \$144,000 to underwrite loss due to escalating costs to receive, manage and recycle fibre (cardboard, paper and mixed paper)	Strongly agree
<b>Housing Strategy</b> - \$200,000 to support the delivery of the Housing Strategy	Agree
<b>Whanganui Regional Museum</b> – increased funding by \$75,000 to help the Museum meet increased operating costs resulting from the building refurbishment and upgrade	Strongly agree
Further comments	Strongly support and congratulate the Council on these positive recommendations. Reducing of UAGC charges - Very pleased to see that Council is taking note of the financial hardships that our rate payers are undergoing due to the Covid-19 lock down. I fully support the additional funding of \$1m. to support the further development of the Airport Runway.

Supporting documents	File(s) not provided
I would like to speak in support of my submission	No
Submission method	Online



**From:** [Whanganui District Council](#)  
**To:** [wendylane838@gmail.com](mailto:wendylane838@gmail.com)  
**Subject:** Policy Submission Acknowledgment - Submission: Proposed 2020-21 Annual Plan  
**Date:** Sunday, 10 May 2020 6:01:24 PM



## Submission: Proposed 2020-21 Annual Plan

Thank you for your submission. We appreciate you participating in the consultation process on this issue. This email is a formal acknowledgement of Whanganui District Council's receipt of your submission. Please print a copy of this page for your records.

Reference number	584051801201810
First name	Wendy
Last name	Lane
Email address	wendylane838@gmail.com
Postal address	20 GREAT NORTH ROAD SAINT JOHNS HILL WHANGANUI 4500
Daytime phone number	0220705002
Organisation name	
Your role	
Have you submitted to the Whanganui District Council before?	No
Gender	Female
Age group	50 - 59 years
Ethnicity	NZ European,Other,Australian
Location	St Johns Hill / Otamatea
Would you be interested in being involved in further consultation opportunities with Council?	Yes

KEY ISSUES	
<b>Reducing the UAGC</b> - reduce the Uniform Annual General Change (UAGC) from \$831 to \$700	
<b>Airport runway</b> – loan fund \$1M to develop a sealed parallel taxiway (in conjunction with additional funding from Provincial Growth Fund and the Crown)	Strongly disagree
<b>Climate Change Strategy</b> - \$140,000 to facilitate the ongoing development and implementation of the Climate Change Strategy	
<b>Digital Strategy</b> - \$90,000 to implement the Digital Strategy: Digital by Design	
<b>Waste minimisation</b> – fund the Whanganui Resource Recovery Centre Trust and additional \$144,000 to underwrite loss due to escalating costs to receive, manage and recycle fibre (cardboard, paper and mixed paper)	
<b>Housing Strategy</b> - \$200,000 to support the delivery of the Housing Strategy	
<b>Whanganui Regional Museum</b> – increased funding by \$75,000 to help the Museum meet increased operating costs resulting from the building refurbishment and upgrade	
Further comments	The basis of the need for the taxiway was increased use. With covid 19 all but wrecking our international training capacity and it being unlikely that this will be happening in Nz for at least the next few years and our current domestic and General Aviation industry also in tatters. This is not an area that needs the money spent. With the reduction in utilisation (reduced movements) the grass taxiways will still be sufficient for agricultural aircraft and light general aviation

	purposes Leaving the sealed runway available for heavier aircraft such as air Chatham's , life-flight , air wanganui etc
Supporting documents	File(s) not provided
I would like to speak in support of my submission	Yes
Submission method	Online

**From:** [Whanganui District Council](#)  
**To:** [kieran.corliss@hotmail.com](mailto:kieran.corliss@hotmail.com)  
**Subject:** Policy Submission Acknowledgment - Submission: Proposed 2020-21 Annual Plan  
**Date:** Sunday, 10 May 2020 9:07:21 PM



## Submission: Proposed 2020-21 Annual Plan

Thank you for your submission. We appreciate you participating in the consultation process on this issue. This email is a formal acknowledgement of Whanganui District Council's receipt of your submission. Please print a copy of this page for your records.

Reference number	973052107201510
First name	Kieran
Last name	Corliss
Email address	kieran.corliss@hotmail.com
Postal address	97 Somerset Road Springvale Whanganui
Daytime phone number	0277831967
Organisation name	
Your role	
Have you submitted to the Whanganui District Council before?	No
Gender	Male
Age group	18 - 29 years
Ethnicity	NZ European
Location	Springvale (Springvale West, Springvale East, Mosston)
Would you be interested in being involved in further consultation	Yes

opportunities with Council?	
<b>KEY ISSUES</b>	
<b>Reducing the UAGC</b> - reduce the Uniform Annual General Change (UAGC) from \$831 to \$700	Strongly agree
<b>Airport runway</b> – loan fund \$1M to develop a sealed parallel taxiway (in conjunction with additional funding from Provincial Growth Fund and the Crown)	Strongly agree
<b>Climate Change Strategy</b> - \$140,000 to facilitate the ongoing development and implementation of the Climate Change Strategy	Strongly agree
<b>Digital Strategy</b> - \$90,000 to implement the Digital Strategy: Digital by Design	Strongly agree
<b>Waste minimisation</b> – fund the Whanganui Resource Recovery Centre Trust and additional \$144,000 to underwrite loss due to escalating costs to receive, manage and recycle fibre (cardboard, paper and mixed paper)	Strongly agree
<b>Housing Strategy</b> - \$200,000 to support the delivery of the Housing Strategy	Neither agree nor disagree
<b>Whanganui Regional Museum</b> – increased funding by \$75,000 to help the Museum meet increased operating costs resulting from the building refurbishment and upgrade	Strongly agree
Further comments	In response to the Housing Strategy - Working as a property manager I see first hand the housing crisis affecting the people of Whanganui. The lack of supply and increased competition specifically in the rental market is leading to homelessness and adding to other social issues like family violence and mental health. I would like to see the Housing Strategy focus on finding where the opportunities lie. Vacant commercial properties in the city

	centre could be one avenue that could be converted into residential, perhaps in light of the pandemic and economic impact we may see more commercial properties become available if businesses move online or end up closing.
Supporting documents	File(s) not provided
I would like to speak in support of my submission	No
Submission method	Online



8 May 2020

Proposed 2020-2021 Annual Plan  
Whanganui District Council  
101 Guyton Street  
WHANGANUI 4500

E ngā mana e ngā reo, rau Rangatira ma tēnā koutou, tēnā tātou katoa. Ka mihi kia Ranginui e Tu Iho nei kia Papatūānuku e tākato ake nei, Kia tau te Rangimarie tātou, tēnā koutou, tēnā tātou katoa.

On behalf of the Whanganui Regional Museum Joint Council I would like to thank the Whanganui District Council for their consideration of additional funding to the Museum within the 2020-2021 Whanganui District Annual Plan.

On 18 February 2020 Whanganui Regional Museum Joint Council Chairperson Marshall Tangaroa, Acting Director Libby Sharpe and retired Director Frank Stark submitted *Risk and Recovery*, a document, containing a financial review of the Whanganui Regional Museum, to the Whanganui District Council Property and Community Services Committee. The Committee assessed the submission and forwarded the submission for public consultation, closing 15 May 2020.

The Joint Council acknowledges the Committee's commitment to increase the Museum's annual funding by \$75,000 dollars, and understands that this is now open to public submissions.

The Museum will make no further submission at this stage. The Joint Council looks forward to working with the Whanganui District Council to review the level of funding for the Museum to develop a sustainable strategy that will benefit the cultural, environmental and heritage community of Whanganui.

Ha aha te mea nui o te ao, he tangata, he tangata

What is the most important thing in the world, 'tis people, 'tis people.

Marshall Tangaroa

Chairperson

Joint Council

Whanganui Regional Museum Trust

You'll be amazed at what you discover.

Watt Street, P O Box 352  
Whanganui 4540, New Zealand  
Tel. +64 6 349 1110  
Fax. +64 6 347 6512  
Email. [info@wrm.org.nz](mailto:info@wrm.org.nz)  
[www.wrm.org.nz](http://www.wrm.org.nz)

**From:** [Whanganui District Council](#)  
**To:** [David Bennett](#)  
**Subject:** Policy Submission Acknowledgment - Submission: Proposed 2020-21 Annual Plan  
**Date:** Tuesday, 12 May 2020 9:19:47 AM



## Submission: Proposed 2020-21 Annual Plan

Thank you for your submission. We appreciate you participating in the consultation process on this issue. This email is a formal acknowledgement of Whanganui District Council's receipt of your submission. Please print a copy of this page for your records.

Reference number	165050919204512
First name	David
Last name	Bennett
Email address	david@pacifichelmets.com
Postal address	21 Sandcroft Drive Westmere
Daytime phone number	021650902
Organisation name	
Your role	
Have you submitted to the Whanganui District Council before?	Yes
Gender	Male
Age group	60 years or over
Ethnicity	NZ European
Location	St Johns Hill / Otamatea
Would you be interested in being involved in further consultation opportunities with Council?	Yes



KEY ISSUES	
<b>Reducing the UAGC</b> - reduce the Uniform Annual General Change (UAGC) from \$831 to \$700	Strongly agree
<b>Airport runway</b> – loan fund \$1M to develop a sealed parallel taxiway (in conjunction with additional funding from Provincial Growth Fund and the Crown)	Agree
<b>Climate Change Strategy</b> - \$140,000 to facilitate the ongoing development and implementation of the Climate Change Strategy	Strongly disagree
<b>Digital Strategy</b> - \$90,000 to implement the Digital Strategy: Digital by Design	Neither agree nor disagree
<b>Waste minimisation</b> – fund the Whanganui Resource Recovery Centre Trust and additional \$144,000 to underwrite loss due to escalating costs to receive, manage and recycle fibre (cardboard, paper and mixed paper)	Agree
<b>Housing Strategy</b> - \$200,000 to support the delivery of the Housing Strategy	Agree
<b>Whanganui Regional Museum</b> – increased funding by \$75,000 to help the Museum meet increased operating costs resulting from the building refurbishment and upgrade	Agree
Further comments	<p>1. Its time to sell the Gas Company. Its possible there may only be another 11 years of natural gas supply, so cash it up while we can. 2. Sell the rental housing to a charitable housing trust, and make some land (possibly Matipo St) for the trust to increase the number of units. The benefits of this move are well known. 3. I am concerned about the rise in rates and the effects of the disparity of property valuations between suburbs. Has thought been given to either not use the 2019 valuations and staying with the</p>

	<p>previous valuations for now? The valuation rises of some suburbs will severely affect the ability of many of those residents to pay the higher rates. I understand that in Otamatea our rates may fall slightly. Another option for this year, might to mandate that no rate calculation is less that last year, and the credits from those calculations bring the rates rises in other suburbs closer to zero increase. That sort of calculation should not be too difficult</p>
Supporting documents	File(s) not provided
I would like to speak in support of my submission	Yes
Submission method	Online

**From:** [Whanganui District Council](#)  
**To:** [joannalove52@gmail.com](mailto:joannalove52@gmail.com)  
**Subject:** Policy Submission Acknowledgment - Submission: Proposed 2020-21 Annual Plan  
**Date:** Tuesday, 12 May 2020 5:15:46 PM



## Submission: Proposed 2020-21 Annual Plan

Thank you for your submission. We appreciate you participating in the consultation process on this issue. This email is a formal acknowledgement of Whanganui District Council's receipt of your submission. Please print a copy of this page for your records.

Reference number	714051715204312
First name	Joanna
Last name	Love
Email address	joannalove52@gmail.com
Postal address	13 Tasman Views
Daytime phone number	063459073
Organisation name	
Your role	
Have you submitted to the Whanganui District Council before?	Yes
Gender	Female
Age group	60 years or over
Ethnicity	NZ European
Location	St Johns Hill / Otamatea
Would you be interested in being involved in further consultation opportunities with Council?	Yes

KEY ISSUES	
<b>Reducing the UAGC</b> - reduce the Uniform Annual General Change (UAGC) from \$831 to \$700	Disagree
<b>Airport runway</b> – loan fund \$1M to develop a sealed parallel taxiway (in conjunction with additional funding from Provincial Growth Fund and the Crown)	Strongly disagree
<b>Climate Change Strategy</b> - \$140,000 to facilitate the ongoing development and implementation of the Climate Change Strategy	Strongly agree
<b>Digital Strategy</b> - \$90,000 to implement the Digital Strategy: Digital by Design	Neither agree nor disagree
<b>Waste minimisation</b> – fund the Whanganui Resource Recovery Centre Trust and additional \$144,000 to underwrite loss due to escalating costs to receive, manage and recycle fibre (cardboard, paper and mixed paper)	Strongly agree
<b>Housing Strategy</b> - \$200,000 to support the delivery of the Housing Strategy	Strongly agree
<b>Whanganui Regional Museum</b> – increased funding by \$75,000 to help the Museum meet increased operating costs resulting from the building refurbishment and upgrade	Agree
Further comments	The wellbeing of our community is of paramount importance. Supporting green initiatives - cycleways/walkways/ waste minimisation, housing everyone. Reduce use of private cars. Keep building on a city that is user friendly. Reduce the sediment in the river - plant native trees to reduce erosion upriver.
Supporting documents	File(s) not provided
I would like to speak in support of my	

submission	No
Submission method	Online

**From:** [Whanganui District Council](#)  
**To:** [Maia.McAllister@gmail.com](mailto:Maia.McAllister@gmail.com)  
**Subject:** Policy Submission Acknowledgment - Submission: Proposed 2020-21 Annual Plan  
**Date:** Tuesday, 12 May 2020 6:11:52 PM



## Submission: Proposed 2020-21 Annual Plan

Thank you for your submission. We appreciate you participating in the consultation process on this issue. This email is a formal acknowledgement of Whanganui District Council's receipt of your submission. Please print a copy of this page for your records.

Reference number	387051811205012
First name	Maia
Last name	McAllister
Email address	Maia.McAllister@gmail.com
Postal address	14a Burmah St, Aromoho
Daytime phone number	0220798071
Organisation name	
Your role	
Have you submitted to the Whanganui District Council before?	No
Gender	Female
Age group	30 - 39 years
Ethnicity	NZ European
Location	Aromoho (Lower Aromoho, Upper Aromoho)
Would you be interested in being involved in further consultation opportunities with Council?	Yes

KEY ISSUES	
<b>Reducing the UAGC</b> - reduce the Uniform Annual General Change (UAGC) from \$831 to \$700	Neither agree nor disagree
<b>Airport runway</b> – loan fund \$1M to develop a sealed parallel taxiway (in conjunction with additional funding from Provincial Growth Fund and the Crown)	Neither agree nor disagree
<b>Climate Change Strategy</b> - \$140,000 to facilitate the ongoing development and implementation of the Climate Change Strategy	Strongly agree
<b>Digital Strategy</b> - \$90,000 to implement the Digital Strategy: Digital by Design	
<b>Waste minimisation</b> – fund the Whanganui Resource Recovery Centre Trust and additional \$144,000 to underwrite loss due to escalating costs to receive, manage and recycle fibre (cardboard, paper and mixed paper)	Strongly agree
<b>Housing Strategy</b> - \$200,000 to support the delivery of the Housing Strategy	Strongly agree
<b>Whanganui Regional Museum</b> – increased funding by \$75,000 to help the Museum meet increased operating costs resulting from the building refurbishment and upgrade	Strongly agree
Further comments	Many of these changes I strongly agree with. I want to emphasise my support of cycle ways, public transport, composting and wastewater management as stated in the original plan, the proposed changes and beyond. I support any increase or focus on these factors with regard to regular budgets, ie: roading, or extra spending such as these changes.
Supporting documents	File(s) not provided

I would like to speak in support of my submission	No
Submission method	Online



**From:** [Whanganui District Council](#)  
**To:** [jknjkn@gmail.com](mailto:jknjkn@gmail.com)  
**Subject:** Policy Submission Acknowledgment - Submission: Proposed 2020-21 Annual Plan  
**Date:** Tuesday, 12 May 2020 7:01:24 PM



## Submission: Proposed 2020-21 Annual Plan

Thank you for your submission. We appreciate you participating in the consultation process on this issue. This email is a formal acknowledgement of Whanganui District Council's receipt of your submission. Please print a copy of this page for your records.

Reference number	098051901202212
First name	Jorgen
Last name	Nielsen
Email address	jknjkn@gmail.com
Postal address	1C Virginia Road, Whanganui 4500
Daytime phone number	0272599821
Organisation name	
Your role	
Have you submitted to the Whanganui District Council before?	No
Gender	Male
Age group	50 - 59 years
Ethnicity	Other,Danish/Kiwi
Location	St Johns Hill / Otamatea
Would you be interested in being involved in further consultation opportunities with Council?	Yes
<b>KEY ISSUES</b>	
<b>Reducing the</b>	

<p><b>UAGC</b> - reduce the Uniform Annual General Change (UAGC) from \$831 to \$700</p>	<p>Neither agree nor disagree</p>
<p><b>Airport runway</b> – loan fund \$1M to develop a sealed parallel taxiway (in conjunction with additional funding from Provincial Growth Fund and the Crown)</p>	<p>Neither agree nor disagree</p>
<p><b>Climate Change Strategy</b> - \$140,000 to facilitate the ongoing development and implementation of the Climate Change Strategy</p>	<p>Agree</p>
<p><b>Digital Strategy</b> - \$90,000 to implement the Digital Strategy: Digital by Design</p>	<p>Agree</p>
<p><b>Waste minimisation</b> – fund the Whanganui Resource Recovery Centre Trust and additional \$144,000 to underwrite loss due to escalating costs to receive, manage and recycle fibre (cardboard, paper and mixed paper)</p>	<p>Agree</p>
<p><b>Housing</b></p>	

<p><b>Strategy -</b> \$200,000 to support the delivery of the Housing Strategy</p>	<p>Agree</p>
<p><b>Whanganui Regional Museum –</b> increased funding by \$75,000 to help the Museum meet increased operating costs resulting from the building refurbishment and upgrade</p>	<p>Agree</p>
<p>Further comments</p>	<p>I would like the Council to fund a feasibility study into design, build, operate a “Waste to Energy” plant. This could be done in conjunction with the surrounding Councils. There is no doubt about it that our waste will keep growing, and keep being there year after year, decade after decade. Just earlier today I saw a news clip that Kaikoura District Council would stop accepting certain plastic items into their recycling schedule as they no longer could dispose of them. It is the same issue we see here in our own District, that funding 144.000 for next year to store and deal with later, the rising mountain of fibre (which will keep on coming year after year), hence I submit that surely it must be longover due to look into solutions which will solve this ongoing issue, and as a by product will produce energy as well, for the District to disperse to or attract business, residential development, industries or service public amenities. I am originally from Denmark, but have lived in New Zealand for the last 30 years, I have always been proud of our clean, green image but now I see trash and waste everywhere, and soon we will drown in it. Just as well we do not let our liquid waste into the river or ocean we can not continue to let our solid waste into landfills. Building and operating a Waste to Energy plant will solve this issue, and bring many benefits. We can do this alone or together with neighboring Councils. For now I have attached more information by website link below and PDF files attached. This waste to energy has been done in Denmark the last 40 years, and I think and submit we should at least look into this option seriously for our own future sake as well. Regards Jorgen Nielsen <a href="http://www.volund.dk/Waste_to_Energy/References/ARC_Amager_Bakke_Copenhagen">http://www.volund.dk/Waste_to_Energy/References/ARC_Amager_Bakke_Copenhagen</a></p>
<p>Supporting documents</p>	<p>File(s) not provided</p>
<p>I would like to speak in support of my submission</p>	<p>Yes</p>
<p>Submission method</p>	<p>Online</p>

**From:** [Whanganui District Council](#)  
**To:** [dmhmarketing@gmail.com](mailto:dmhmarketing@gmail.com)  
**Subject:** Policy Submission Acknowledgment - Submission: Proposed 2020-21 Annual Plan  
**Date:** Wednesday, 13 May 2020 6:26:24 PM



## Submission: Proposed 2020-21 Annual Plan

Thank you for your submission. We appreciate you participating in the consultation process on this issue. This email is a formal acknowledgement of Whanganui District Council's receipt of your submission. Please print a copy of this page for your records.

Reference number	714051826202113
First name	Dave
Last name	Hill
Email address	dmhmarketing@gmail.com
Postal address	28 HEADS ROAD GONVILLE WHANGANUI 4500
Daytime phone number	0275588120
Organisation name	Wanganui Ratepayers Assn
Your role	Chairman
Have you submitted to the Whanganui District Council before?	
Gender	
Age group	
Ethnicity	
Location	
Would you be interested in being involved in further consultation opportunities with Council?	Yes

KEY ISSUES	
<b>Reducing the UAGC</b> - reduce the Uniform Annual General Change (UAGC) from \$831 to \$700	Strongly agree
<b>Airport runway</b> – loan fund \$1M to develop a sealed parallel taxiway (in conjunction with additional funding from Provincial Growth Fund and the Crown)	Agree
<b>Climate Change Strategy</b> - \$140,000 to facilitate the ongoing development and implementation of the Climate Change Strategy	Neither agree nor disagree
<b>Digital Strategy</b> - \$90,000 to implement the Digital Strategy: Digital by Design	Neither agree nor disagree
<b>Waste minimisation</b> – fund the Whanganui Resource Recovery Centre Trust and additional \$144,000 to underwrite loss due to escalating costs to receive, manage and recycle fibre (cardboard, paper and mixed paper)	Agree
<b>Housing Strategy</b> - \$200,000 to support the delivery of the Housing Strategy	Neither agree nor disagree
<b>Whanganui Regional Museum</b> – increased funding by \$75,000 to help the Museum meet increased operating costs resulting from the building refurbishment and upgrade	Agree
Further comments	The Whanganui Ratepayers Assn strongly supports the roofing of the Velodrome.
Supporting documents	File(s) not provided
I would like to speak in support of my submission	No
Submission method	Online

**From:** [Whanganui District Council](#)  
**To:** [susanshand@gmail.com](mailto:susanshand@gmail.com)  
**Subject:** Policy Submission Acknowledgment - Submission: Proposed 2020-21 Annual Plan  
**Date:** Wednesday, 13 May 2020 8:27:22 PM



## Submission: Proposed 2020-21 Annual Plan

Thank you for your submission. We appreciate you participating in the consultation process on this issue. This email is a formal acknowledgement of Whanganui District Council's receipt of your submission. Please print a copy of this page for your records.

Reference number	314052027201913
First name	Susan
Last name	Shand
Email address	susanshand@gmail.com
Postal address	70 Karaka St Castlecliff Whanganui
Daytime phone number	0212626919
Organisation name	
Your role	
Have you submitted to the Whanganui District Council before?	Yes
Gender	Female
Age group	60 years or over
Ethnicity	NZ European
Location	Castlecliff (Castlecliff North, Castlecliff South, Mosston)
Would you be interested in being involved in further consultation opportunities with Council?	Yes

KEY ISSUES	
<b>Reducing the UAGC</b> - reduce the Uniform Annual General Change (UAGC) from \$831 to \$700	Neither agree nor disagree
<b>Airport runway</b> – loan fund \$1M to develop a sealed parallel taxiway (in conjunction with additional funding from Provincial Growth Fund and the Crown)	Neither agree nor disagree
<b>Climate Change Strategy</b> - \$140,000 to facilitate the ongoing development and implementation of the Climate Change Strategy	Neither agree nor disagree
<b>Digital Strategy</b> - \$90,000 to implement the Digital Strategy: Digital by Design	Neither agree nor disagree
<b>Waste minimisation</b> – fund the Whanganui Resource Recovery Centre Trust and additional \$144,000 to underwrite loss due to escalating costs to receive, manage and recycle fibre (cardboard, paper and mixed paper)	Neither agree nor disagree
<b>Housing Strategy</b> - \$200,000 to support the delivery of the Housing Strategy	Neither agree nor disagree
<b>Whanganui Regional Museum</b> – increased funding by \$75,000 to help the Museum meet increased operating costs resulting from the building refurbishment and upgrade	Neither agree nor disagree
	I would like to comment on the Whanganui District Annual Plan - in particular on the development of cycleways around our city. I enjoy cycling; more as a from of transport to get from A to B rather than as a leisure activity. As I live in Castlecliff, I have really appreciated the River Cycleway and the fact that I can avoid the heavy traffic along Heads Road. My other regular route is up to St John's Hill and the road that I'd like to take is Mosston Road but after a few very scary

Further comments	<p>episodes along there, mainly involving trucks, I don't cycle along there anymore. Granted, the speed has been reduced and there are signs advising motorists that they need to give cyclists a 1.5 metre clearance but it seems that motorists subconsciously do not recognise a cyclist as something that will harm them and they are prepared to skim past even as other oncoming traffic passes. This has happened to me on a few occasions, one in particular was on a narrower part of the road, a huge truck came from behind to pass me just as another truck was oncoming. Needless to say I had to leap off into the grass. I see that there is a big increase in heavy traffic on this road. My photo shows that large trucks can take up the entire width of the road, making passing a cyclist totally unsafe whilst there are any oncoming vehicles. Furthermore, housing along this busy road is also increasing and with a school at one end, I feel that a walk/cycle path is needed now. I note on your cycleway plan that this is in the 10 year plan. I see this as an urgent necessity before someone loses their life. Maybe this would be a 'shovel-ready' project, now that it seems that the drainage ditches have been piped?</p>
Supporting documents	<a href="#">moston Rd truck.jpg</a> - Received
I would like to speak in support of my submission	No
Submission method	Online





**From:** [Whanganui District Council](#)  
**To:** [nicholeganley@gmail.com](mailto:nicholeganley@gmail.com)  
**Subject:** Policy Submission Acknowledgment - Submission: Proposed 2020-21 Annual Plan  
**Date:** Wednesday, 13 May 2020 8:57:27 PM



## Submission: Proposed 2020-21 Annual Plan

Thank you for your submission. We appreciate you participating in the consultation process on this issue. This email is a formal acknowledgement of Whanganui District Council's receipt of your submission. Please print a copy of this page for your records.

Reference number	394052057202413
First name	Nichole
Last name	Ganley
Email address	nicholeganley@gmail.com
Postal address	133A Mosston Road Castlecliff
Daytime phone number	02102550125
Organisation name	
Your role	
Have you submitted to the Whanganui District Council before?	No
Gender	Female
Age group	18 - 29 years
Ethnicity	NZ European
Location	Castlecliff (Castlecliff North, Castlecliff South, Mosston)
Would you be interested in being involved in further consultation opportunities with Council?	Yes

KEY ISSUES	
<b>Reducing the UAGC</b> - reduce the Uniform Annual General Change (UAGC) from \$831 to \$700	Strongly agree
<b>Airport runway</b> – loan fund \$1M to develop a sealed parallel taxiway (in conjunction with additional funding from Provincial Growth Fund and the Crown)	Disagree
<b>Climate Change Strategy</b> - \$140,000 to facilitate the ongoing development and implementation of the Climate Change Strategy	Agree
<b>Digital Strategy</b> - \$90,000 to implement the Digital Strategy: Digital by Design	Strongly agree
<b>Waste minimisation</b> – fund the Whanganui Resource Recovery Centre Trust and additional \$144,000 to underwrite loss due to escalating costs to receive, manage and recycle fibre (cardboard, paper and mixed paper)	Agree
<b>Housing Strategy</b> - \$200,000 to support the delivery of the Housing Strategy	Neither agree nor disagree
<b>Whanganui Regional Museum</b> – increased funding by \$75,000 to help the Museum meet increased operating costs resulting from the building refurbishment and upgrade	Agree
Further comments	I do not support a rates increase of 2.3% and would like council to consider doing what it can, and lowering this further.
Supporting documents	File(s) not provided
I would like to speak in support of my submission	No
Submission method	Online

**From:** [Whanganui District Council](#)  
**To:** [president@wanganuicycling.club](mailto:president@wanganuicycling.club)  
**Subject:** Policy Submission Acknowledgment - Submission: Proposed 2020-21 Annual Plan  
**Date:** Thursday, 14 May 2020 7:24:49 AM



## Submission: Proposed 2020-21 Annual Plan

Thank you for your submission. We appreciate you participating in the consultation process on this issue. This email is a formal acknowledgement of Whanganui District Council's receipt of your submission. Please print a copy of this page for your records.

Reference number	417050724204614
First name	Ian
Last name	Murphy
Email address	president@wanganuicycling.club
Postal address	
Daytime phone number	021396540
Organisation name	Wanganui Cycling Club
Your role	President
Have you submitted to the Whanganui District Council before?	Yes
Gender	Male
Age group	40 - 49 years
Ethnicity	NZ European
Location	Blueskin- Maxwell
Would you be interested in being involved in further consultation opportunities with Council?	No

KEY ISSUES	
<b>Reducing the UAGC</b> - reduce the Uniform Annual General Change (UAGC) from \$831 to \$700	Neither agree nor disagree
<b>Airport runway</b> – loan fund \$1M to develop a sealed parallel taxiway (in conjunction with additional funding from Provincial Growth Fund and the Crown)	Neither agree nor disagree
<b>Climate Change Strategy</b> - \$140,000 to facilitate the ongoing development and implementation of the Climate Change Strategy	Neither agree nor disagree
<b>Digital Strategy</b> - \$90,000 to implement the Digital Strategy: Digital by Design	Neither agree nor disagree
<b>Waste minimisation</b> – fund the Whanganui Resource Recovery Centre Trust and additional \$144,000 to underwrite loss due to escalating costs to receive, manage and recycle fibre (cardboard, paper and mixed paper)	Neither agree nor disagree
<b>Housing Strategy</b> - \$200,000 to support the delivery of the Housing Strategy	Strongly agree
<b>Whanganui Regional Museum</b> – increased funding by \$75,000 to help the Museum meet increased operating costs resulting from the building refurbishment and upgrade	Neither agree nor disagree
Further comments	I want to speak to the matter of the Velodrome on behalf of the club. Clearly the club support this but need to some progress.
Supporting documents	File(s) not provided
I would like to speak in support of my submission	Yes
Submission method	Online

**From:** [Marion Sanson](#)  
**To:** [Annual Plan 2020](#)  
**Subject:** Living Wage Whanganui Submission  
**Date:** Thursday, 14 May 2020 8:34:50 AM  
**Attachments:** [LW Whanganui 2020-21 Annual Plan Submission May 2020.docx](#)

---

Kia ora,

Here is Living Wage Whanganui's submission. We would appreciate the opportunity to present on our submission to Council if this becomes a possibility.

Many thanks  
Marion Sanson

**To: Whanganui District Council**

**From: Living Wage Whanganui**

**Submission on Whanganui District Council's 2020/21 Annual Plan**

In his opening message to the Annual Plan Consultation Document, our Mayor, Hamish McDouall, notes that these are uncertain times as we work through the challenge of COVID-19. We agree, and it gives pause for thought as to how our community gets through such tough times.

Really, it is the essential workers who have seen us through the restricted levels. These people, many of them on low pay, continue to go out to work, risking illness through contact with other workers and the public to provide services we cannot do without. Who are these people? Some are very visible in supermarkets and hospitals. Some are not so visible, and work for Whanganui District Council, for example carrying out repair and maintenance of drinking water, wastewater and stormwater lines and removing obstructions in pipes. We ask for Council's reassurance that these people are paid a Living Wage.

The introduction to the Annual Plan Consultation Document reassures us that Council is conscious of its role in the economic recovery and wants to respond to the needs of the community. By undertaking its work programme, Council continues to provide jobs and economic stimulus in the district. Local spending is an economic stimulus but to do this, people need to have sufficient income. The Council is an employer. Paying at least the Living Wage to all its workers is one of the ways Council can assist. Council can also lead by example to other local employers. Let us be a "Deeply United Community" (see WDC's Leading Edge Strategy).

In our request to Council for the number of Council workers paid at rates below the Living Wage we were told that the number this year was 64. This is not just a number. These are 64 people who come to work for the community, contributing to the quality of life we enjoy. Like us, they need to be able to afford healthy food, a secure healthy home, medical and dental care etc. Also, it is not just 64 people who suffer from a less-than-adequate income. There are likely to be other dependants in the household including children who need uniforms, school equipment and to participate in class outings.

At rates at or marginally above the minimum wage many of the things the rest of us take for granted are not possible.

We think it is not right for a public entity employer, to pay people at the lowest rate it can get people to work for it, just because legally it can.

Kym Fell, Council's CEO, in his introduction to the Annual Plan says he intends to look for more affordable ways to deliver services. He states that the Council will look for solutions in negotiations with union delegates in the annual remuneration review.

We seek reassurance that this does not signal an expectation that lower paid workers will make further sacrifices. We note that Council's wage and salary structure (see page 179 of WDC's Annual Report to 30 June 2019) shows a large gap between those who are well-paid; at one end towards \$399,999, and the majority of the workers on wages under \$59,999 per annum.

We are asking Council to show by its words and practice, that it values all its workers for their contribution, and reduce the remuneration disparity.

We were informed the cost to bring all Council direct employees up to at least the Living Wage this year would be \$105,549.07. In terms of Council's remuneration figures (see again page 179 of WDC's 2019 Annual Report ) the cost to improve the wellbeing of 64 workers is roughly one third the gross annual income for one worker at the top of the salary scale. We hope that the significance of this relativity is not lost on those concerned.

The Living Wage is a credible rate in the market. The methodology used to arrive at the Living Wage rate is reviewed every 5 years; most recently in 2018. The Living Wage is a rate that enables a worker and their family to afford the basics and be able to participate actively in society. It is based on the most common demography of a New Zealand household, that is of 2 adults and 2 children, with one adult working 40 hrs and the other 20 hours per week.

The rate is the same throughout the New Zealand as relevant costs show little difference between Whanganui and most other places in regional New Zealand. The rate is currently \$21.15 per hour.

If there is the opportunity to speak to this submission, we would like to do so.

Marion Sanson, Co-ordinator for Living Wage Whanganui

Contact details: email: [marionbsanson@gmail.com](mailto:marionbsanson@gmail.com), Landline ph 345 0634 or Mob 027 391 3866



**From:** [Whanganui District Council](#)  
**To:** [morgannz@xtra.co.nz](mailto:morgannz@xtra.co.nz)  
**Subject:** Policy Submission Acknowledgment - Submission: Proposed 2020-21 Annual Plan  
**Date:** Thursday, 14 May 2020 10:05:53 AM



## Submission: Proposed 2020-21 Annual Plan

Thank you for your submission. We appreciate you participating in the consultation process on this issue. This email is a formal acknowledgement of Whanganui District Council's receipt of your submission. Please print a copy of this page for your records.

Reference number	620051005204914
First name	G
Last name	Moles
Email address	morgannz@xtra.co.nz
Postal address	9 Gibbons Crescent Castlecliff
Daytime phone number	344 3412
Organisation name	
Your role	
Have you submitted to the Whanganui District Council before?	Yes
Gender	Male
Age group	60 years or over
Ethnicity	Other, Aotearoan
Location	Castlecliff (Castlecliff North, Castlecliff South, Mosston)
Would you be interested in being involved in further consultation opportunities with Council?	Yes

KEY ISSUES	
<b>Reducing the UAGC</b> - reduce the Uniform Annual General Change (UAGC) from \$831 to \$700	Agree
<b>Airport runway</b> – loan fund \$1M to develop a sealed parallel taxiway (in conjunction with additional funding from Provincial Growth Fund and the Crown)	Agree
<b>Climate Change Strategy</b> - \$140,000 to facilitate the ongoing development and implementation of the Climate Change Strategy	Strongly disagree
<b>Digital Strategy</b> - \$90,000 to implement the Digital Strategy: Digital by Design	Disagree
<b>Waste minimisation</b> – fund the Whanganui Resource Recovery Centre Trust and additional \$144,000 to underwrite loss due to escalating costs to receive, manage and recycle fibre (cardboard, paper and mixed paper)	Agree
<b>Housing Strategy</b> - \$200,000 to support the delivery of the Housing Strategy	Disagree
<b>Whanganui Regional Museum</b> – increased funding by \$75,000 to help the Museum meet increased operating costs resulting from the building refurbishment and upgrade	Agree
Further comments	I am totally opposed to the appointment of a Climate change specialist, apparently on a salary of \$100,000. To be a specialist this person would have to have an appropriate scientific degree which I don't think universities provide courses for yet. We were told that adopting a climate change policy would not cost rate payers anything however we are now seeing the result. The preparation of a policy will no doubt require various reports from consultants, so

	adding further costs. In addition, one can foresee where this person will become part of the "consent" system within the WDC, so adding further costs and time delays to the consenting process.
Supporting documents	File(s) not provided
I would like to speak in support of my submission	No
Submission method	Online

**From:** [Whanganui District Council](#)  
**To:** [pearsons@bythebeach.co.nz](mailto:pearsons@bythebeach.co.nz)  
**Subject:** Policy Submission Acknowledgment - Submission: Proposed 2020-21 Annual Plan  
**Date:** Thursday, 14 May 2020 10:59:30 AM



## Submission: Proposed 2020-21 Annual Plan

Thank you for your submission. We appreciate you participating in the consultation process on this issue. This email is a formal acknowledgement of Whanganui District Council's receipt of your submission. Please print a copy of this page for your records.

Reference number	736051059202614
First name	Graham and Lyn
Last name	Pearson
Email address	pearsons@bythebeach.co.nz
Postal address	9a waitai street Castlecliff Whanganui
Daytime phone number	344 1012 & 027 222 8378
Organisation name	
Your role	
Have you submitted to the Whanganui District Council before?	Yes
Gender	
Age group	60 years or over
Ethnicity	NZ European
Location	Castlecliff (Castlecliff North, Castlecliff South, Mosston)
Would you be interested in being involved in further consultation opportunities with Council?	Yes

KEY ISSUES	
<b>Reducing the UAGC</b> - reduce the Uniform Annual General Change (UAGC) from \$831 to \$700	Agree
<b>Airport runway</b> – loan fund \$1M to develop a sealed parallel taxiway (in conjunction with additional funding from Provincial Growth Fund and the Crown)	Strongly disagree
<b>Climate Change Strategy</b> - \$140,000 to facilitate the ongoing development and implementation of the Climate Change Strategy	Strongly disagree
<b>Digital Strategy</b> - \$90,000 to implement the Digital Strategy: Digital by Design	Strongly disagree
<b>Waste minimisation</b> – fund the Whanganui Resource Recovery Centre Trust and additional \$144,000 to underwrite loss due to escalating costs to receive, manage and recycle fibre (cardboard, paper and mixed paper)	
<b>Housing Strategy</b> - \$200,000 to support the delivery of the Housing Strategy	Strongly disagree
<b>Whanganui Regional Museum</b> – increased funding by \$75,000 to help the Museum meet increased operating costs resulting from the building refurbishment and upgrade	Disagree
Further comments	Please refer to the attached document for our full submission on a range of topics (8 pages)
Supporting documents	<a href="#">Submission to Annual WDC 2020 Pearson Graham and Lyn.doc</a> - Received
I would like to speak in support of my submission	Yes
Submission method	Online

## Submission WDC proposed Plan 2020-21

### Graham & Lyn Pearson

Thank you for the opportunity to submit.

**We wish to speak to our submission**

#### We commend the Council for

- The rubbish clearance team who respond to requests, dumping seems a continual problem in places. One of the worse places this year seems to be on the River Bike Path between the Yacht Club & its western end.
- Identifying Castlecliff as a suburb for positive development and rejuvenation, as well as recognising here is an active community keen to work in partnership with WDC.
- Trying to remember Iwi relationships and working towards consideration of issues affecting the health and wellbeing of Te Awa Tupua.
- Promotion of Whanganui as great place to live, bring up a family and work.
- Some support for cycling with the continued development of shared pathways across town and along the river.
- Supporting Castlecliff Coast Care by providing plants
- Initiating discussions and plans for the Morgan Street area upgrade
- Sealing the last section of Mill Road
- Adopting Maori place names for places in Whanganui
- We are pleased to have more bus shelters in our suburb, and many (mainly at Trafalgar Square) with bus timetables and maps installed.  
And increasing the number of bus shelters on routes.

## Comments on the Key Changes from the Long Term Plan

### Reducing the UAGC

Agree with this change as it will help equalise increases in rates between difference suburbs.

### Airport runway

#### Strongly disagree

There is no way this can be acceptable when viewed through a **Climate Change lens**. Air travel is a key aspect that needs to be reduced.

And no way can this be acceptable viewed through a **post Covid 19 lens either**. We have moved to a world where there will be less business travel, with people accepting Zoom meetings can work well, are easy to run and are a way to help reduce climate change travel.

There will be less holiday travel, with limited destinations available in the world in the foreseeable future.

The likelihood of the pilot training centre continuing, with increasing airport activity, must be in serious doubt, with hundreds if not thousands of fully trained and experienced pilots laid off worldwide.

This sealing of a parallel taxiway should be at last delayed for a year or two until the post Covid 19 “normal” can be assessed.

We have noticed Dunedin and New Plymouth Councils, with more active regional airports than ours, are now very concerned about how they can keep operating. Earlier capital expenditure has added substantially to their overall operations costs.

### **Climate Change Strategy**

#### **Strongly agree**

WDC definitely needs to reach the implementation stage as soon as possible of this Strategy.

And we ask you to keep looking for more possible ways to alleviate and mitigate climate change affects going into the future.

### **Digital Strategy**

#### **Strongly support.**

The recent months have shown how important this strategy has been in keeping us all connected.

We also think those who can't afford or lack the knowledge or skills to access info digitally need support to get there.

Is there some way to have a centre with publically accessible computers similar to the main central and Gonville libraries ?

### **Waste Minimisation**

#### **Strongly support.**

It is important to support the WRRC at this time.

However, there is a strong need for WRRC to diversify its income streams, and become a Resource Recovery Centre, not just a recycling centre.

Government support for post Covid 19 projects that provide excellent environmental outcomes via the increased Waste Levy Fund, presents an opportunity that should be immediately explored.

### **Housing Strategy**

#### **Strongly support**

Council needs to support the delivery of cost effect, sustainable housing in our communities.

Alleviating the housing shortage is something that we need to achieve to establish a family friendly city. Something vital for an equitable & thriving community.

### **Whanganui Regional Museum**

#### **Support**

It is great to see this valuable local resource upgraded as it is an important part of the cultural life of our city and a tourist attraction.

It has been disappointing that the opportunity to install solar panels was not taken during upgrading. This could have helped offset future operating costs.

## **We again provide a list of what we believe are Positive Actions the Council could undertake**

- Council started along the path of **Climate Change reduction and mitigation. However, using a school report statement, “some progress but can do better”, would seem to be the outcome so far.**

We ask Council to take every opportunity to explain the practical steps they are taking to mitigate the effects of climate change, discuss the ramifications for us all and encourage all the Community, be they businesses, community agencies or beneficiaries, to recognise that the complex and worrying issues facing us, can provide opportunities.

Our Council could be a leader here.

There is a huge need for us to seize the current opportunities that Cron 19 has created for changing our social and political landscapes. We can look through the climate change lens to lead our progress rather than trying to return to “normal”

- Appointing a sustainability officer, who could monitor all WDC activities. This would remind all in Council to work towards sustainability. Helping in climate change mitigation as well as ensuring reductions in future carbon emissions.
- We thank Council for recognising Castlecliff as a suburb for positive development and rejuvenation and accepting here is an active community keen to work in partnership with WDC.  
We ask that you accept, and support monetarily Progress Castlecliff’s submission calling for action to develop a comprehensive plan for re-developing public facilities at the beach. These facilities need to be usable into the future.

- **Ensure that any Council building renovations or new buildings are eco-designed.**

Not only would this have positive environmental benefits, it would provide operational savings to WDC as well as give positive Community leadership to the importance of renovating and building with the future in mind.

We have seen several Council buildings earthquake strengthening which required re-roofing. Yet solar water heating and/or solar power panels were not incorporated into these renovations.

Building to “**Living Building Challenge standard**” would be an exciting way of practically demonstrating future building technology and could be a reason for people to visit Whanganui and view such buildings.

<https://www.livinghouse.org.nz/living-building-challenge>



➤ **Pay Council Staff the Living Wage**

Post Covid 19 is a difficult time for all people on low incomes.

We need Council to take an active leadership role in introduction of the Living Wage into our local economy.

At the 2018 WDC submission presentations it was explained how a small community organisation had achieved introducing the Living Wage, by carefully introducing increased rates of pay for low wage earners and freezing increases for those at the high end. Thus working towards achieving a more equitable distribution with the same wage budget. This does not have to be an added burden to rate payers, just a move towards this equitable distribution.

➤ **Organise resource recovery of products wherever possible.**

Council should take a leadership role with partners to develop opportunities to divert usable products from landfill.

An obvious example being building site waste.

Like all such moves this will require a **designated space and the will** to tackle the issue.

➤ **Wastewater treatment plant**

We encourage the WDC to continue to ensure the new plant is adequately monitored and maintained. Part of this is encouraging interested citizens and iwi groups be actively involved.

We look forward to the methane from the plant being used by the plant for power and the solid end-product being able to be used for fertiliser.

➤ **Further support for cycling.**

WDC should undertake roading and infrastructure surveys, to find ways the WDC roading policies can support the actions of others to get more children walking and cycling to school, sport activities and just for fun.

- When resealing roads with cycleways the cycleway proportion should be sealed smoothly & in a different colour please. Smoothly for ease of cycling (& cycles are not as rough on surfaces as heavier cars & trucks) & a different colour so everyone can see which part is actually the cycleway !
- As more vehicles use **Mosston Road** with the proposed Fitzherbert Ave extension the need for a designated cycle lane here will become more important. We know that huge trucks and trailers use this road and that in places there is no sealed shoulder.

It is necessary to drive down the middle of this road to give cyclist the 1.5 metre space which is suggested as necessary ! This is not possible most days.

People can run or walk behind the delineators but cyclists can't.

We enjoy using the shared walking & cycleway to the North Mole and appreciate the minor improvements made this year.

A drop-down kerb on Taupo Quay, where the pathway exits from the river side, opposite Wilson Street, is still required. And the angle of the drop down up to

the cycleway from Taupo Quay, after the Cobham Bridge, makes it hard to gain access to the cycleway here.

➤ **Whanganui's bus service**

Whanganui seems to hide its really good bus services. We suggest WDC works with Horizons to make improvements:

- “Welcome to Whanganui,” an annual publication has only a very brief paragraph about the bus service. It needs at least a whole page, with route maps, some indication of the time schedules, information that Gold Card holders get free trips for most of the day, etc,
- There should be real bus stops, instead of just the small signs on lamp posts that people struggle to see
- Timetables on these “real” bus stops, or at least in all the bus shelters telling when buses go past and where they go to. Otherwise newbies and visitors will continue to find them hard to use.
- **A Large**, clear sign at the bus change point in town, beside Trafalgar Square, could actually say this is “the bus interchange” !! We have many artists in Whanganui who we are sure could make this attractive as well as functional.

**Regional Railways** – It is exciting to hear talk of improved rail connection from Whanganui to Wellington and even the possibility of passenger services. We would encourage you to join with other Councillors in our Region to push for this to become a possibility. Rail can help maintain and develop regional populations, grow industries, and provide jobs. Modern electric rail services can be fast and efficient movers of people and goods. Commuter services to Palmerston North and Wellington could make Whanganui a dormitory hub and mean more people joining these cities work force could live here. This also has possibilities for tourist transport and would give us here better connections to the rest of New Zealand.

It would be great to have the train running between Auckland and Wellington stopping at Marton again.

➤ **Future Whanganui Street Maps, “Welcome to Whanganui” and social-media publicity.**

These should all have the cycleways marked in them.

Electric vehicle charging points and bus route details also need to be here.

We need to be seen as an innovative city, moving rapidly towards a more sustainable future as we encourage mobility in alternative ways to the use of private internal combustion engines.

➤ **Community Facilities**

The amazing success of the Whanganui East pool, Gonville Community Centre and Castlecliff library demonstrate the need to have community facilities within the suburbs. Most users of these Community facilities travel there walking, cycling, taking the bus or using their mobility scooters.

We therefore support the establishment of more suburban cultural and sporting facilities.

➤ **Footpaths**

Obviously, we have many people, some with disabilities, using footpaths who need better consideration.

The Mill Road link to Manukau Street is nice and wide and has side areas marked separately. These are not parking areas, so NEED to be CLEARLY designated as cycling and walking lanes, as a separate footpath have not been installed.

Please investigate alternatives to all the weed killer sprays used on the footpath edges and consider reducing the quantity of active ingredients used and frequency.

➤ **Castlecliff coastal areas and beach**

The continued pushing aside of driftwood, on the swimming beach, breaking up wood into shreds spoils this beach. Stopping this with the relentless waste of money pushing this sand around is long overdue.

Working with locals to remove motor bikes from the dune reserve is a vital first step in protecting the dune system. We ask Council to support this and facilitate community initiatives to stop bike access to walking tracks

At the northern end of the reserve were signs provided many years ago by "Friends of the Shoreline". All the paint is flaking off the signs, can we please have replacements with informative signs rather than "DON'T" signage ?

For many years we have found attending the Coastal Restoration Trust (CRTNZ) conferences of great value.

**We ask WDC to support the CRTNZ conference 2021 which will be held in Whanganui.**

The locally based conference provides a great opportunity for everyone to gather information and ideas from a wide range of people with knowledge of coastal issues. Conference attendees range from scientists, plant nursery staff, and consultants, specialist coastal staff from many Councils, DoC, through to Coast Care group members.

➤ **The WDC Youth Council**

This group deserves financial support. Our future leaders are worth investing in. How can we encourage them to take more interest in Whanganui community groups ?

➤ **Wetland developments**

We believe the **Kokohuia Wetlands** and associated wetland system in Castlecliff, between Mosston Road & running down towards Heads Road is

worthy of preserving & looking after, especially as there are people interested in weeding and planting it appropriately.

A vegetation buffer between this industrial zone of Heads Road and the housing area of Kokohuia needs further support. The wind here does not help establishing vegetation.

There is a strong need to develop wetland/ponding areas to retain rainfall and excess runoff caused by storms. This problem will increase with further development, resulting in more hard surfaces, and climate change intensification of weather bombs. In addition good development of wetland area will create great looking green zones with friendly walkways and a safer environment.

Whanganui is situated on a river delta and river deltas often have to deal with irregular amounts of excess water. This will happen more often due to Climate Change.

We know on Mosston Road there are signs warning motorists of pukeko. Please can such signs on Heads Road, Mill Road and Hinau Street too? There are differently pukekos in these areas too.

➤ **Waste Minimisation**

Redesign, Refuse, Reduce, Reuse, Rehome, Repurpose, Repair, and Recycling are key words in reducing the waste going to landfill.

To further implement the WDC's waste minimisation policies we encourage the WDC to support:

- Zero Waste activities at all local events, supported by a bylaw that insists all those using WDC facilities need to work towards Zero Waste. And where they can go for help to develop this.
- Environmental education in our Schools and Early Childhood Centres
- Continues support for the Sustainable Whanganui Trust/WRRC pilot program to provide business waste audits. There is continuing interest in these from members of the Chamber of Commerce.
- Helping transform the WRRC from a recycling centre to a truly resourced Resource Recovery Centre could start with processing building industry waste products.

It is great to see the establishment of efficient, effective and sustainable green waste composting system for Whanganui.

➤ **Pensioner Housing**

We think it is the job of every community to look after those that need help with housing. This is especially important in Whanganui where many elderly come from low socio-economic demographics.

➤ **Recognising our past while looking to the Future**

It is still hard for the casual visitor to Whanganui to realize that here there is a proud Maori history and aspirations for the future.

We hope Whanganui District Councillors work harder to incorporate Maori street names as part of our landscape.

**Graham & Lyn Pearson, 9A Waitai Street, Whanganui**

**From:** [Whanganui District Council](#)  
**To:** [dianeglennie@icloud.com](mailto:dianeglennie@icloud.com)  
**Subject:** Policy Submission Acknowledgment - Submission: Proposed 2020-21 Annual Plan  
**Date:** Thursday, 14 May 2020 9:28:51 AM



## Submission: Proposed 2020-21 Annual Plan

Thank you for your submission. We appreciate you participating in the consultation process on this issue. This email is a formal acknowledgement of Whanganui District Council's receipt of your submission. Please print a copy of this page for your records.

Reference number	318050928204714
First name	Chris
Last name	Robson
Email address	dianeglennie@icloud.com
Postal address	16 Karaka Street Castlecliff Beach Whanganui
Daytime phone number	0212404784
Organisation name	
Your role	
Have you submitted to the Whanganui District Council before?	No
Gender	Female
Age group	
Ethnicity	NZ European
Location	Castlecliff (Castlecliff North, Castlecliff South, Mosston)
Would you be interested in being involved in further consultation	No

opportunities with Council?	
<b>KEY ISSUES</b>	
<b>Reducing the UAGC</b> - reduce the Uniform Annual General Change (UAGC) from \$831 to \$700	Strongly agree
<b>Airport runway</b> – loan fund \$1M to develop a sealed parallel taxiway (in conjunction with additional funding from Provincial Growth Fund and the Crown)	Strongly agree
<b>Climate Change Strategy</b> - \$140,000 to facilitate the ongoing development and implementation of the Climate Change Strategy	Strongly agree
<b>Digital Strategy</b> - \$90,000 to implement the Digital Strategy: Digital by Design	Strongly agree
<b>Waste minimisation</b> – fund the Whanganui Resource Recovery Centre Trust and additional \$144,000 to underwrite loss due to escalating costs to receive, manage and recycle fibre (cardboard, paper and mixed paper)	Strongly agree
<b>Housing Strategy</b> - \$200,000 to support the delivery of the Housing Strategy	Strongly agree
<b>Whanganui Regional Museum</b> – increased funding by \$75,000 to help the Museum meet increased operating costs resulting from the building refurbishment and upgrade	Strongly agree
Further comments	I have attached my submission to this document and have included photos to support it.
Supporting documents	<a href="#">Council Submission 14 May 2020</a> - Received
I would like to speak in support of my submission	Yes
Submission method	Online

We the undersigned residents and ratepayers wish to make the following submission to council.

We have made a commitment to Castlecliff, Whanganui where we have built our new forever home. We are very proud of our community and the work Progress Castlecliff have achieved in the rejuvenation of our village. We are both committed community builders and recently purchased another 2 pieces of land with the intention of providing low cost small housing to encourage more potential visitors to our community. My partner is the Head Librarian of the local new library situated in Castlecliff. She organises a group of 10 volunteers and is committed to encouraging people of all ages to visit and be a part of the community. I was born and raised in Whanganui and returned after a number of years looking to make a difference and be a positive community member.

When we were building our garage back in 2017 we were advised by the builders to implement a basic drainage and sump system that allowed the excess water to pass through the property and exit at a kerb connection as there was no underground storm-water infrastructure for us to connect into. The council recommended that this was the correct way to deal with excess water from the property and it was signed off by them at the time.

However, the result of this has caused concern and frustration for neighbours downstream who are experiencing a constant flow of water and debris, wide street puddles to jump and the dangerous slippery problem of dog toxic weed. A neighbour previously at 8 Karaka Street made multiple complaints to the council as well as to his neighbours, also sending us a very threatening letter (which was reported to the police) about the water running down the street and culminating outside his property. He also interfered with our kerb connection by placing a block of wood into the pipe (twice). This was removed at our own expense and was extremely distressing.

All affected houses in the street have been upgraded in recent years and improved and as such we all pay more rates for services but for that we are getting a 3rd world weedy smelly gutter as a storm-water service. We deserve better and council's excuses are not good enough.

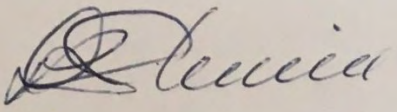
***In discussion with neighbours we believe the storm-water infrastructure must be extended to the end of Karaka Street (closest to Rangiora Street). It appears that 14, 12, 10, & 10A Karaka Street all have approved storm-water connections so the work would be fairly minimal to achieve this.***


We strongly support Council valuing and building connected communities. However, Council itself is causing this strife in an otherwise neighbourly block.

We are writing this submission for and on behalf of the concerned residents (our neighbours) because we, as a result of poor infrastructure, are experiencing unnecessary stress and anxiety. **We wish to make a verbal submission to Council in support of this submission.**

Name: Chris Robson, Diane Glennie  
Address: 16 Karaka Street Castlecliff Beach  
Phone: 0275701063, 0212404784  
Email address: [chris@alittlegreen.co.nz](mailto:chris@alittlegreen.co.nz), [dianeglennie@icloud.com](mailto:dianeglennie@icloud.com)


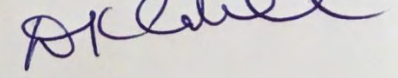


Signatures 




As a resident of Karaka Street and close neighbour of No. 16 I have read and agree with the above submission:


Name: Alex D. Cable Debevan K Cable  
Address: 14 KARAKA STREET, CASTLECLIFF, WANGANUI  
Phone: 021 2423793  
Email address: Cablealex.1@gmail.com

Signatures:  


Name: James Hemsley  
Address: 12 Karaka St  
Phone: N/A  
Email address: james\_hemsley@hotmail.com

Signatures:  13/5/20

Name: Laura Hemsley  
Address: 12 Karaka Street  
Phone:  
Email address: laura\_hemsley@hotmail.co.nz

Signatures:  13/05/20

Name: Cathin RYAN  
Address: 10a Karaka street  
Phone:  
Email address: moto\_chic63@hotmail.co.nz

Signatures: 











**From:** [Whanganui District Council](#)  
**To:** [hakekestreetcommcentre@gmail.com](mailto:hakekestreetcommcentre@gmail.com)  
**Subject:** Policy Submission Acknowledgment - Submission: Proposed 2020-21 Annual Plan  
**Date:** Thursday, 14 May 2020 4:09:59 PM



## Submission: Proposed 2020-21 Annual Plan

Thank you for your submission. We appreciate you participating in the consultation process on this issue. This email is a formal acknowledgement of Whanganui District Council's receipt of your submission. Please print a copy of this page for your records.

Reference number	195051609205614
First name	Jane
Last name	Bilderbeck
Email address	<a href="mailto:hakekestreetcommcentre@gmail.com">hakekestreetcommcentre@gmail.com</a>
Postal address	65 HAKEKE STREET WHANGANUI EAST WHANGANUI 4500
Daytime phone number	022 689 2459
Organisation name	Hakeke Street Community Centre
Your role	Manager
Have you submitted to the Whanganui District Council before?	
Gender	
Age group	
Ethnicity	
Location	
Would you be interested in being involved in further consultation	Yes

opportunities with Council?	
<b>KEY ISSUES</b>	
<b>Reducing the UAGC</b> - reduce the Uniform Annual General Change (UAGC) from \$831 to \$700	Neither agree nor disagree
<b>Airport runway</b> – loan fund \$1M to develop a sealed parallel taxiway (in conjunction with additional funding from Provincial Growth Fund and the Crown)	Neither agree nor disagree
<b>Climate Change Strategy</b> - \$140,000 to facilitate the ongoing development and implementation of the Climate Change Strategy	Neither agree nor disagree
<b>Digital Strategy</b> - \$90,000 to implement the Digital Strategy: Digital by Design	Agree
<b>Waste minimisation</b> – fund the Whanganui Resource Recovery Centre Trust and additional \$144,000 to underwrite loss due to escalating costs to receive, manage and recycle fibre (cardboard, paper and mixed paper)	Agree
<b>Housing Strategy</b> - \$200,000 to support the delivery of the Housing Strategy	Neither agree nor disagree
<b>Whanganui Regional Museum</b> – increased funding by \$75,000 to help the Museum meet increased operating costs resulting from the building refurbishment and upgrade	Neither agree nor disagree
	Submission on Whanganui District Council 2020/2021 Annual Plan A joint Submission from Hakeke Street Community Centre & Rangiora Street Library Thank you for the opportunity to provide feedback on the 2020/2021 Annual Plan. This is a joint submission from the Hakeke Street Community Centre (HSCC) based in Whanganui East and the Rangiora Street Library (RSL) based in Castlecliff. The HSCC and the RSL value the relationship



between our organisations, especially our outreach library service partnership with Whanganui District Library (WDL). The premise for our joint submission is our function as community library hubs as the result of partnering with the WDL, in keeping with theirs and Whanganui District Council's (WDC) intentions documented in the 2018-2028 10-Year Plan. For the four years from 2018 to 2022, the Library budgets \$50,000 per year for library hubs, to improve service levels. Both library hubs opened in 2019, with fit out costs contributed from the WDL. Recently the HSCC and RSL have reached out to each other to share and learn from the experiences and issues that come with successfully establishing sustainable community hubs. While retaining our unique identities, we see many opportunities for collaboration, creating efficiencies and strengthening our position within the communities we serve. Our joint submission is a demonstration of our commitment to work together for the greater good of WDC and Whanganui all together. We understand that it is unlikely the WDL will be developing more than one new community hub in 2020/21. Therefore at no extra cost to the ratepayer (against the annual plan), we are requesting that WDC repurposes \$50,000 from its 2020/2021 budget to operational grants for the HSCC and the RSL, to ensure our operation and service to the Whanganui East and Castlecliff communities continues. Most of this funding will assist with operational costs (rent, insurance, power, consumables) for both hubs for the 2020/21 year; and we would like to discuss the possibility of some of the funding being used for a research and development project, to ascertain the impact each hub has, and to inform the strategic steps to take to establish long-term sustainability. We request this funding for the following reasons; 1. We are helping people reach their full potential and grow strong and resilient communities; contributing to: -

Further comments

WDC's Leading Edge vision, to be an energised, united and thriving district offering abundant opportunities for everyone; and creativity goal, a knowledge economy driven by innovation and humming with cultural personality - WDL's vision, more readers, reading more; and goal three, connecting people - WDC's Digital Strategy vision, we harness digital opportunities to empower and enrich our community; and goal one, connectivity and inclusion – we are accessible, linked in and known for it - SW's vision, Whanganui: works for everyone, a positive place to live, learn, work and play; and goal three, community - we are a connected and collaborative community 2. Due to COVID-19, most funding agencies are not currently considering applications and without the funding we expected from these agencies, closure of the HSCC and the RSL is a very real possibility. If closure was to happen, we believe the progress of change that we have been collaborating on together for the past year and a half will be lost and the welfare of the already vulnerable Whanganui East and Castlecliff communities will be at greater risk. Adding Value In addition to assisting WDC to meet its strategic goals, the hubs; - also provide alternative library access for all library users who may feel less compelled to visit the Davis Library once the Sarjeant Gallery Redevelopment construction is in full swing, and Queens Park becomes home to a major construction site. - are perfectly positioned to assist WDC and other agencies by coordinating and directing welfare and support services to vulnerable people in our community who are hurting from the impact of COVID-19, and will be for many months to come. In the future, with technology enhancements and smart service design, how WDC works within communities can be greatly improved by leveraging the hubs suburban position. For example, residents can pay their rates and make

	<p>other WDC transactions, and the self-employed and distance learners can access office equipment, all from their local, accessible hub. Both hubs are excited to discuss how we can work more closely with the WDC and the WDL to serve our communities through such improvements and opportunities. Thank You We appreciate WDC has many issues to consider when planning for Whanganui's future. Much like the Gonville Café Library, the HSCC and RSL create place-based openings for WDC to connect, represent, support and demonstrate its commitment to the communities of Whanganui. We thank WDC elected members and staff for receiving our submission and on behalf of the Whanganui East and Castlecliff communities, we trust it is considered favourably. We wish to provide an oral submission to support this document. Please help us to help you build an energised, united and thriving district.</p>
Supporting documents	<a href="#">HSCC &amp; RSL combined overviews.pdf</a> - Received
I would like to speak in support of my submission	Yes
Submission method	Online



### HSCC Overview

*Authored by Hakeke Street Community Centre*

HSCC is a safe, vibrant, active space that along with the outreach library service furnished by the WDL, has a community living room and multi-use breakout areas inside, and play space and community gardens outside. It is open to the public from 9am to 1pm, Monday to Friday and is staffed by one part-time employee (the manager) and 27 community volunteers.

#### At HSCC:

- a children's and adult fiction and non-fiction collection and free WIFI is available
- information and services can be accessed
- professional counselling, support and advice is offered
- connections between local people and agencies are encouraged
- local groups have a physical base to meet and work from

Community groups utilise the spaces and HSCC community connections, to provide classes and advice, for example:

- Hula Beats teach Pasifika dance
- Koangarehua Trust teach Kaupapa Māori, Kapa Haka and Tikanga
- Home Educators use our space to bring together the home school families. These meetings/events allow the home school community to connect to each other, seek support and advice and have fun together.
- Provide a space for not for profit 'Babywearing Group' support parents with their babies.
- NZ Foster Parents Whanganui branch meetings

Social agencies utilise the spaces and HSCC community connections to provide services, for example Jigsaw hold Awesome Whanau parenting programmes; Literacy Aotearoa prepare people to sit their drivers licence test; and Senior Net provide digital literacy classes for older people.

Programmes HSCC provides to the community such as:

- Age-friendly programme
- Book club
- Craft group
- Mahjong and Cribbage group
- Rest homes visit on a regular basis and meet with Love and Learn Care and Education children to read to each other in ethos of the tuakana-teina model
- A community garden

All of these groups are well attended and supported and are filling an identified need within the community.

In 2019, around 500 individuals per month visited the HSCC. 4127 books were issued. People are motivated to visit the HSCC to access the library services and many end up accessing the social services available. Many of the users are vulnerable (elderly, youth, migrants, unemployed). The HSCC has become 'their place' to gather and bond with others, celebrate their culture and the cultures of others, alleviate loneliness and boredom, gain skills, receive professional counselling and advocacy and connect with organisations that help them address issues that affect their health, wellness and connection with the community.

HSCC has been able to connect the Whanganui East side of the Awa to many events that they otherwise would not have had access to. Organisations are seeking us out to offer their services or programmes to those in our community who find crossing the Awa a barrier.

These include things such as:

- Growing plants from cuttings
- Recycle Art project
- Stacking competition
- Reiki for our senior community
- Senior Net digital literacy for seniors

We have partnered with Sustainable Whanganui and our facility will be used to distribute heritage fruits trees this will be followed by sessions on how to maintain and prune your fruit trees so they provide food for whanau for many years.

We have partnered with Safer Whanganui in their Safe as Houses project and also a community event where other organisations such as Sport Whanganui came to seek our communities input into facilities and services that could be improved in our area.

Each activity or service offered by HSCC is filling a gap within the Whanganui East where no social services previously existed. We are well supported by our community and this is shown in the connections already created with our vulnerable whanau and individuals.

### Responding to COVID-19

From the onset of the COVID-19 crisis in New Zealand, we have been working hard to prevent and reduce the impact and harm for individuals, families, whanau and communities. This includes providing over 200 whanau members with food and grocery packages, 20 Skinny Jump internet connections, \$500 worth of Skinny Jump internet account credit to whanau and seniors and over-the-phone support and counselling to 50 people. During Alert Level 3, we will be facilitating visits for people, one person at a time, to get new books to help alleviate boredom and provide access to knowledge and inspiration.

### HSCC Development

Since opening in January 2019, our focus has been on promoting and managing the outreach library service, providing professional counselling, fundraising and building relationships with service providers.

Recently, we have been evaluating our performance and refining and adapting our strategic direction to improve what we do so we can achieve better social and economic results for Whanganui East citizens and Whanganui altogether.

Some key goals are to become an accredited social services provider (to attract contracts for welfare services and other funding) and establish a robust funding/partnership framework that sustains operations long-term and makes it possible for the HSCC to become the cornerstone of the Whanganui East community.

With the impact of COVID-19, we are conscious that there will be an increased demand for our counselling services and access to information, WIFI, books and resources for learning and entertainment available at our library. Working with our partners, we will adjust

our activities to meet community needs and support Whanganui with its economic recovery.



8 Patapu Street  
Whanganui East

Telephone: 022 393 8791  
Email: [nzericaduggan@gmail.com](mailto:nzericaduggan@gmail.com)

12 May 2020

The Manager  
Whanganui East Library  
Hakeke Street  
Whanganui East

Dear Jane

Further to our recent conversation, I wish to reiterate the blessing that the Whanganui East Library has been to myself and my family.

My parents, Betty and Ted Duggan, live in Duncan Street. They are in their 90's, no longer have a car and rely on reading large print library books as their main entertainment. While my Father will motor about in his buggy, my Mother rarely leaves the house. She is unstable when walking and gets easily confused. I have been concerned about her lack of interest in the world outside her home, plus her diminishing cognitive function. Dad or I had been selecting library books for her.

On learning that there was a library hub in Hakeke Street, Mum agreed to join Dad in their two-seater buggy to change their library books. Before Covid-19 this had become a regular little trip for them. The short ride to the library allows Mum to enjoy a change of scenery and fresh air which is beneficial to her physical and mental well-being, plus she has the opportunity to think about which books she would like to take out.

I am regularly at the Whanganui East library for books, volunteer work and groups. I have noticed that many of the regular users of this service are elderly people from the Whanganui East area who appreciate the convenience of a more local library. There are many who also rely on the Whanganui East hub for internet and printing facilities.

I first went to the Hub because I needed to use the internet. I was in an extremely distressed state. I was shown care and compassion by Jane and Lizzie who both worked there at that time. They literally saved my life that day. I have appreciated their ongoing support. I am recovered now, and like to think that I hand on the same kindness to community members who come to the Whanganui East library hub.

I know that the people who attend our craft and card groups have noticed the isolation of Covid-19. They have told me how much they yearn to return to our weekly get-togethers.

The Whanganui East library hub is more than a place to borrow books. It is a neutral space where all members of our local community can come for companionship, conversation and someone to listen. My family definitely benefits from its existence. I hope this sanctuary will remain available to our community for a long time.

Yours sincerely



Erica A Duggan (Miss)

## RSL Overview

Authored by Rangiora Street Library

Rangiora Street Library was opened on 4<sup>th</sup> May 2019. Intended to operate autonomously as a strictly self-service hub, waiting area for a hairdressing business. Delays in Council consent issuing meant it opened independently staffed with paid library staff whose time was quickly replaced with volunteers organised by local Dianne Glennie.



Physically our 25m<sup>2</sup> shop space is separated from the beauty salon by a bifold movable wall. The library makes the most of its veranda, art/sculpture garden and connection to Citadel Café. We boast



approximately 50m of book and magazine shelving, automated check in and out of books, daily newspapers & magazines, childrens toys/playspace, a terminal to access the full WDC library services and separate laptop + wi-fi for free public internet access, adult seating and outside bean bags for a chilled read in the sculpture garden. Core hours are 10-4 Mon, Thurs & Fri & 10-2 Sat & Sun although volunteers will often open beyond those times. A number of regular users have their own smartcard access via digital door lock system.

Volunteer Library Co-Ordinator Diane Glennie co-ordinates a team of a dozen local volunteers running the library and giving it a community face. It operates largely independently of “Hyper Real Beauty” but hairdresser/beautician Robbie Martin is able to step in opening/closing the library & opening the internal doors to provide an overwatch on the event if a volunteer is unable to make their shift.



Clients include many families and kaumatua with rangatahi accessing independently. Tamariki use the library with whanau, but also in class visits from local schools and kindergarten.



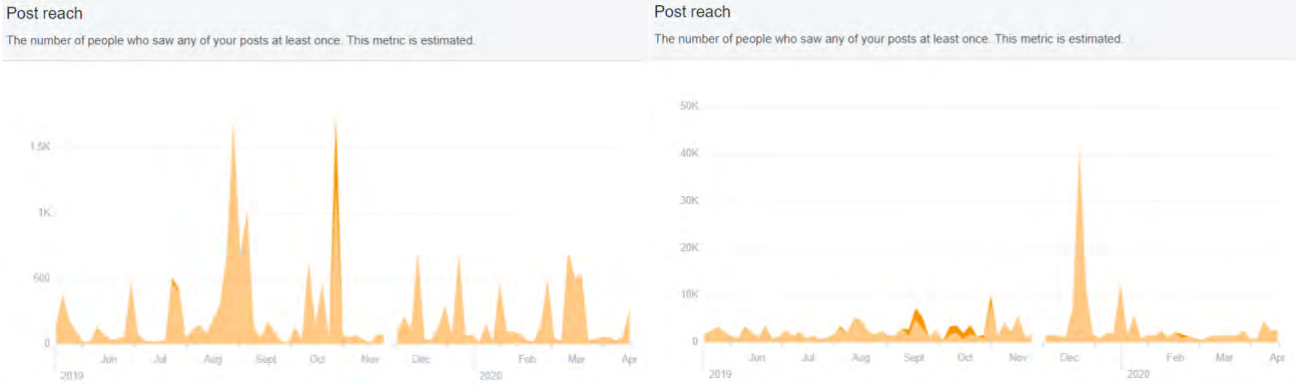
Schools have issued children with individual cards so tamariki can access books independently. A regular feature (several times a day on fine weekends) is non-Castlecliff and tourists coming to dine at Citadel or stay at the motorcamp and “discovering” the library as they look around the area – they almost invariably express amazement and envy at the vision that has a mini Council library embedded in the community and open at the times we do.

As well as participation in regular Whanganui District Libraries events the Castlecliff Library has taken the initiative and hosted or co-hosted

- Whanganui Chamber of Commerce (their biggest & best BA5 networking event to date)
- Cancer Society Beach walk
- BBQ fundraising for Castlecliff Mustangs multi-sports club
- Pride Whanganui Family Fun Day with children’s games & rock painting
- Poetry group sessions
- Community group evening meetings
- Art installations
- Horizons Bee card information session / rollout
- WDC Democracy services voter promotion activity and returning vote box
- 11 separate meet the voter sessions for council candidates
- “DORA” digital learning, online banking classes
- Local history talk and dinner with author Lorraine Sole
- Local trader stalls adding to the life and vibrancy of the precinct

RSL is highly engaged with its community via our Facebook page with over 300 posts





Our library page has 400 followers and daily “reach” of 1500peak/500 regular. Library posts also feed through Castlecliff.NZ and Progress Castlecliff with over 6000 combined follows and peak post reach of 40,000peak/10,000regular.

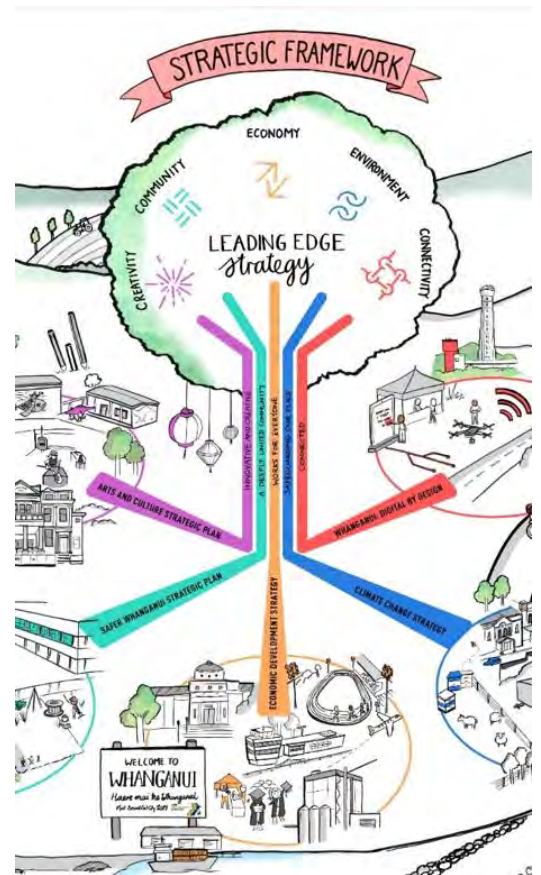
**Responding to COVID-19**

With the onset of the COVID-19 pandemic in New Zealand the executive decision was made that, due to the compact size of the space and necessary lack of any desk or separation for our loved kaumatua volunteers, the library would be closed but a digital key was able to be borrowed from the Citadel and used by our customers. During levels 3 and 4 Citadel has had to close so the library has been fully closed. As Whanganui moves to level 2 we will have a hui and collectively risk access reopening – likely to be open but with one person/bubble at a time admitted. In level 2 and 3 business rents are down 80% while utility, insurances, council tax and debt servicing costs are essentially still at 100% meaning the ability to support non-commercial social/community dedicated spaces is challenged.

**A basis for future development**

As can be seen from the operating hours, the amazing diversity of “extra-curricular” events hosted and supported aby the community, RSL is not waiting around for the community to come in, but proactively engaging in and with our communities. On any measure RSL is delivering “Leading Edge” innovation and betterment.

What the HSCC and RSL needs, is the support of Council to take a proven concept and make it better. HSCC, RSL has proven the hub libraries work and work well. We need Council to back not only what has been achieved, but allow future value growth. This is not just a matter of appropriate Libraries funding (currently estimated 2% of Gonville costs for 20-30% of service delivery, 10% for 50% of delivery would be where we should aim to end) but the whole of Council realising that services are better delivered where people are, and actively looking, to use the Council asset you have in the hub libraries.







WHANGANUI DISTRICT COUNCIL  
Te Kaunihera a Rohe o Whanganui

Submission:  
Proposed 2020-21 Annual Plan

**Submissions close 4.00pm on Friday 15 May 2020**

**Privacy Act disclosure:** Please be aware when providing personal information that this submission form is part of the public consultation process. As such, this document (including contact details) will be copied and made publicly available. Personal information will be used for the administration of this consultation process and decision-making. All information will be held by the Whanganui District Council, 101 Guyton Street, and submitters have the right to access and correct personal information.

**Online:** You can complete this submission online at [www.whanganui.govt.nz/annualplan](http://www.whanganui.govt.nz/annualplan)

**Alternatively, please return this form, or send your written submission to:**

Proposed 2020/21 Annual Plan  
Whanganui District Council  
101 Guyton Street  
Whanganui 4500

**Email:** [AnnualPlan2020@whanganui.govt.nz](mailto:AnnualPlan2020@whanganui.govt.nz)

**Phone:** 06 349 0001

**YOUR DETAILS** (please print your details clearly)

Name: ..... GRAHAM ADAMS

E-mail: ..... graham.adams@xtra.co.nz

Postal Address: .....

Post code .....

Best daytime contact number: ..... 545.4559

Organisation: If you are completing this submission on behalf of an organisation please name the organisation and your role:

..... GREY POWER WHANGANUI INC

**Oral submissions – currently not available**

Please note that due to uncertainty with the current COVID-19 situation we may not be able to hold public hearings. Should the situation change we will reconsider this. Your submission will be received by all elected members, and considered during deliberations at the end of May. Please indicate below if you would like to speak to your submission, should this become available.

Yes I would like to speak to my submission if this is available

If you would be interested in being involved in further consultation opportunities with Council, please tick the box below and ensure your contact details have been completed.

Yes I would like to be involved in future consultation and am happy for you to retain my contact details.

Please indicate your level of agreement for the changes outlined in the 2020/21 Annual Plan Consultation Document. You can submit on any aspect of the Consultation Document or Supporting Information. The table below outlines the key change from the Long Term Plan 2018-2028.

Proposal	Strongly agree	Agree	Neither agree nor disagree	Disagree	Strongly disagree
<b>Reducing the UAGC</b> - reduce the Uniform Annual General Change (UAGC) from \$831 to \$700		✓			
<b>Airport runway</b> – loan fund \$1M to develop a sealed parallel taxiway (in conjunction with additional funding from Provincial Growth Fund and the Crown)		✓			
<b>Climate Change Strategy</b> - \$140,000 to facilitate the ongoing development and implementation of the Climate Change Strategy					✓
<b>Digital Strategy</b> - \$90,000 to implement the Digital Strategy: Digital by Design				✓	
<b>Waste minimisation</b> – fund the Whanganui Resource Recovery Centre Trust and <del>an</del> additional \$144,000 to underwrite loss due to escalating costs to receive, manage and recycle fibre (cardboard, paper and mixed paper)		✓			
<b>Housing Strategy</b> - \$200,000 to support the delivery of the Housing Strategy				✓	
<b>Whanganui Regional Museum</b> – increased funding by \$75,000 to help the Museum meet <u>increased operating costs</u> resulting from the building refurbishment and upgrade		✓			

Do you have any further comments to make?

.....

*Refer enclosed papers.*

.....

.....

.....

.....

.....

.....

.....

**OPTIONAL:**

**GREY POWER WANGANUI INC**  
**PO Box 4197, WANGANUI**



**President**

Graham Adams

Telephone: 3454559

Email: graham.adams@xtra.co.nz

**WANGANUI DISRICT COUNCIL ANNUAL PLAN 20/21 SUBMISSION**

1. We do not support the proposed rates increase of 2.3%. A NIL increase is sought.

A random selection of properties in Aramoho, Wanganui East, Gonville and Castlecliff suburbs highlights the effects on property revaluations with increases ranging from 6.3% to 10.46%. Many are very modest homes for whose owners an additional \$2/280 a year, either by rates or higher rent, will be a real problem.

2. A wages and salaries freeze is entirely warranted in these unprecedented times.

Increases of 5.21%, 6.72% and 4.58% (proposed for 20/21) are far too high as is the steady increase in FTE's from 228.1 to 246.5 over the same period.

A handwritten signature in blue ink, appearing to read 'Graham Adams', with a small flourish underneath.

Have you submitted on a Long Term Plan or Annual Plan before?

Yes  No

How did you make this submission?

Email  Phone  Online  Post

Gender:  Female  Male

Age:  Under 18 years  18 - 29  30 - 39  40 - 49  50 - 59  60+

Ethnicity:  NZ European  Maori  Asian  Pacific Peoples  
 Middle Eastern/Latin American/African  Other .....

**From:** [Whanganui District Council](#)  
**To:** [jeff@phillipselect.co.nz](mailto:jeff@phillipselect.co.nz)  
**Subject:** Policy Submission Acknowledgment - Submission: Proposed 2020-21 Annual Plan  
**Date:** Thursday, 14 May 2020 4:54:45 PM



## Submission: Proposed 2020-21 Annual Plan

Thank you for your submission. We appreciate you participating in the consultation process on this issue. This email is a formal acknowledgement of Whanganui District Council's receipt of your submission. Please print a copy of this page for your records.

Reference number	974051654204114
First name	Jeff
Last name	Phillips
Email address	jeff@phillipselect.co.nz
Postal address	161 London Street Wanganui
Daytime phone number	0274430998
Organisation name	Wanganui Rugby
Your role	Chairman
Have you submitted to the Whanganui District Council before?	Yes
Gender	Male
Age group	50 - 59 years
Ethnicity	NZ European
Location	St Johns Hill / Otamatea
Would you be interested in being involved in further consultation opportunities with Council?	Yes

KEY ISSUES	
<b>Reducing the UAGC</b> - reduce the Uniform Annual General Change (UAGC) from \$831 to \$700	Neither agree nor disagree
<b>Airport runway</b> – loan fund \$1M to develop a sealed parallel taxiway (in conjunction with additional funding from Provincial Growth Fund and the Crown)	Neither agree nor disagree
<b>Climate Change Strategy</b> - \$140,000 to facilitate the ongoing development and implementation of the Climate Change Strategy	Neither agree nor disagree
<b>Digital Strategy</b> - \$90,000 to implement the Digital Strategy: Digital by Design	Neither agree nor disagree
<b>Waste minimisation</b> – fund the Whanganui Resource Recovery Centre Trust and additional \$144,000 to underwrite loss due to escalating costs to receive, manage and recycle fibre (cardboard, paper and mixed paper)	Neither agree nor disagree
<b>Housing Strategy</b> - \$200,000 to support the delivery of the Housing Strategy	Neither agree nor disagree
<b>Whanganui Regional Museum</b> – increased funding by \$75,000 to help the Museum meet increased operating costs resulting from the building refurbishment and upgrade	Neither agree nor disagree
Further comments	Wanganui Rugby supports the Velodrome Project (Whanganui Regional Events Centre). As per our prior submission Wanganui Rugby believes this venue is an asset not just for cycling but for other sports in the Region. Having an accessible covered facility on our doorstep is something Rugby would utilize. For our representative teams having the ability to shift from Cooks Gardens if weather/ ground conditions are deteriorating and carry on training gives us an edge over other Heartland

	regions. Examples of some of the other activities Rugby would use this space during the year are, Future 15 and Gain-line programs, fitness testing and strength and conditioning training. Wanganui Rugby in conjunction with Manukau Institute of Technology is now running a New Zealand Diploma in Sport, Recreation and Exercise course which would also benefit from an accessible covered area.
Supporting documents	File(s) not provided
I would like to speak in support of my submission	Yes
Submission method	Online

**From:** [Whanganui District Council](#)  
**To:** [dave@hoskin.net.nz](mailto:dave@hoskin.net.nz)  
**Subject:** Policy Submission Acknowledgment - Submission: Proposed 2020-21 Annual Plan  
**Date:** Thursday, 14 May 2020 6:58:50 PM



## Submission: Proposed 2020-21 Annual Plan

Thank you for your submission. We appreciate you participating in the consultation process on this issue. This email is a formal acknowledgement of Whanganui District Council's receipt of your submission. Please print a copy of this page for your records.

Reference number	009051858204714
First name	Dave
Last name	Hoskin
Email address	dave@hoskin.net.nz
Postal address	142 WYNDHAM STREET ASHHURST 4810
Daytime phone number	+64274505282
Organisation name	
Your role	
Have you submitted to the Whanganui District Council before?	No
Gender	Male
Age group	40 - 49 years
Ethnicity	NZ European
Location	Other: Ashhurst
Would you be interested in being involved in further consultation opportunities with Council?	No



KEY ISSUES	
<b>Reducing the UAGC</b> - reduce the Uniform Annual General Change (UAGC) from \$831 to \$700	Neither agree nor disagree
<b>Airport runway</b> – loan fund \$1M to develop a sealed parallel taxiway (in conjunction with additional funding from Provincial Growth Fund and the Crown)	Agree
<b>Climate Change Strategy</b> - \$140,000 to facilitate the ongoing development and implementation of the Climate Change Strategy	Neither agree nor disagree
<b>Digital Strategy</b> - \$90,000 to implement the Digital Strategy: Digital by Design	Neither agree nor disagree
<b>Waste minimisation</b> – fund the Whanganui Resource Recovery Centre Trust and additional \$144,000 to underwrite loss due to escalating costs to receive, manage and recycle fibre (cardboard, paper and mixed paper)	Agree
<b>Housing Strategy</b> - \$200,000 to support the delivery of the Housing Strategy	Neither agree nor disagree
<b>Whanganui Regional Museum</b> – increased funding by \$75,000 to help the Museum meet increased operating costs resulting from the building refurbishment and upgrade	Neither agree nor disagree
Further comments	Velodrome - I support Roofing the Velodrome for Cycling, other sports and Events for Whanganui and the Region. Put the roof on and the people will come.
Supporting documents	File(s) not provided
I would like to speak in support of my submission	No
Submission method	Online

**From:** [Whanganui District Council](#)  
**To:** [Terry Dowdeswell](#)  
**Subject:** Policy Submission Acknowledgment - Submission: Proposed 2020-21 Annual Plan  
**Date:** Thursday, 14 May 2020 9:03:43 PM



## Submission: Proposed 2020-21 Annual Plan

Thank you for your submission. We appreciate you participating in the consultation process on this issue. This email is a formal acknowledgement of Whanganui District Council's receipt of your submission. Please print a copy of this page for your records.

Reference number	357052103204014
First name	Terry
Last name	Dowdeswell
Email address	terrance.dowdeswell@gmail.com
Postal address	3, Ingestre St Whanganui 4500
Daytime phone number	0273516104
Organisation name	
Your role	
Have you submitted to the Whanganui District Council before?	Yes
Gender	Male
Age group	60 years or over
Ethnicity	NZ European
Location	Whanganui Central (Laird Park, Whanganui Central, Whanganui Collegiate)
Would you be interested in being involved in further consultation	Yes

opportunities with Council?	
<b>KEY ISSUES</b>	
<b>Reducing the UAGC</b> - reduce the Uniform Annual General Change (UAGC) from \$831 to \$700	Neither agree nor disagree
<b>Airport runway</b> – loan fund \$1M to develop a sealed parallel taxiway (in conjunction with additional funding from Provincial Growth Fund and the Crown)	Neither agree nor disagree
<b>Climate Change Strategy</b> - \$140,000 to facilitate the ongoing development and implementation of the Climate Change Strategy	Strongly agree
<b>Digital Strategy</b> - \$90,000 to implement the Digital Strategy: Digital by Design	Strongly agree
<b>Waste minimisation</b> – fund the Whanganui Resource Recovery Centre Trust and additional \$144,000 to underwrite loss due to escalating costs to receive, manage and recycle fibre (cardboard, paper and mixed paper)	Neither agree nor disagree
<b>Housing Strategy</b> - \$200,000 to support the delivery of the Housing Strategy	Neither agree nor disagree
<b>Whanganui Regional Museum</b> – increased funding by \$75,000 to help the Museum meet increased operating costs resulting from the building refurbishment and upgrade	Neither agree nor disagree
	Your key issues do not include what I believe is the most important and urgent issue of all, and that is responding to enhancing Whanganui's infrastructure and visitor potential with the redevelopment of the Velodrome into a Whanganui Regional Events Centre. Whanganui needs something exciting to happen that has appeal to all. The events centre will do that. I believe this is the single most inspirational, valuable, cost effective

Further comments	and immediately accessible project available to Whanganui. It is the most economically viable and will benefit local tourism. It will benefit the local community physically, and economically. It will inspire. It has local, regional and international appeal and widespread attractive ability. This project has extraordinary potential and is perfect to be a key part of the government's programme to excite both the local and national economy post Covid 19. Its time has come. I am submitting as an individual who developed a successful business who's product was recognised internationally as the best in the world in its field. I know what vision is and how it can transform the economic landscape, and this is it. It must have council backing
Supporting documents	File(s) not provided
I would like to speak in support of my submission	Yes
Submission method	Online

**From:** [Whanganui District Council](#)  
**To:** [garyz@xtra.co.nz](mailto:garyz@xtra.co.nz)  
**Subject:** Policy Submission Acknowledgment - Submission: Proposed 2020-21 Annual Plan  
**Date:** Thursday, 14 May 2020 9:19:51 PM



## Submission: Proposed 2020-21 Annual Plan

Thank you for your submission. We appreciate you participating in the consultation process on this issue. This email is a formal acknowledgement of Whanganui District Council's receipt of your submission. Please print a copy of this page for your records.

Reference number	323052119204814
First name	Gary
Last name	Clark
Email address	garyz@xtra.co.nz
Postal address	5 COLLINS STREET GONVILLE WHANGANUI 4501
Daytime phone number	0274462231
Organisation name	Wanganui Roller Sports Inc
Your role	Speed Coach
Have you submitted to the Whanganui District Council before?	Yes
Gender	Male
Age group	50 - 59 years
Ethnicity	NZ European
Location	Gonville (Balgownie, Tawhero, Gonville South, Gonville East, Gonville West)
Would you be interested in being	

involved in further consultation opportunities with Council?	Yes
<b>KEY ISSUES</b>	
<b>Reducing the UAGC</b> - reduce the Uniform Annual General Change (UAGC) from \$831 to \$700	Neither agree nor disagree
<b>Airport runway</b> – loan fund \$1M to develop a sealed parallel taxiway (in conjunction with additional funding from Provincial Growth Fund and the Crown)	Agree
<b>Climate Change Strategy</b> - \$140,000 to facilitate the ongoing development and implementation of the Climate Change Strategy	Agree
<b>Digital Strategy</b> - \$90,000 to implement the Digital Strategy: Digital by Design	Neither agree nor disagree
<b>Waste minimisation</b> – fund the Whanganui Resource Recovery Centre Trust and additional \$144,000 to underwrite loss due to escalating costs to receive, manage and recycle fibre (cardboard, paper and mixed paper)	Neither agree nor disagree
<b>Housing Strategy</b> - \$200,000 to support the delivery of the Housing Strategy	Neither agree nor disagree
<b>Whanganui Regional Museum</b> – increased funding by \$75,000 to help the Museum meet increased operating costs resulting from the building refurbishment and upgrade	Strongly disagree
Further comments	I strongly support the Raise the Roof project at the Valodrome. In particular the inclusion of a international standard Speed Skating track in the middle. This will significantly increase the usage of this venue and continue to regularly bring multiple visitors to Wanganui. It also has the potential to increase the usage of Jubilee Stadium as it will make Wanganui the Roller Sports Capital of New Zealand.

Supporting documents	File(s) not provided
I would like to speak in support of my submission	No
Submission method	Online

**From:** [Whanganui District Council](#)  
**To:** [chair@castlecliff.nz](mailto:chair@castlecliff.nz)  
**Subject:** Policy Submission Acknowledgment - Submission: Proposed 2020-21 Annual Plan  
**Date:** Thursday, 14 May 2020 10:09:49 PM



## Submission: Proposed 2020-21 Annual Plan

Thank you for your submission. We appreciate you participating in the consultation process on this issue. This email is a formal acknowledgement of Whanganui District Council's receipt of your submission. Please print a copy of this page for your records.

Reference number	025052209204614
First name	Colin
Last name	Gates
Email address	chair@castlecliff.nz
Postal address	22 KARAKA STREET CASTLECLIFF WHANGANUI 4501
Daytime phone number	0272343315
Organisation name	Progress Castlecliff Inc.
Your role	Chairperson
Have you submitted to the Whanganui District Council before?	No
Gender	Male
Age group	60 years or over
Ethnicity	NZ European
Location	Castlecliff (Castlecliff North, Castlecliff South, Mosston)
Would you be interested in being involved in further consultation	Yes



opportunities with Council?	
<b>KEY ISSUES</b>	
<b>Reducing the UAGC</b> - reduce the Uniform Annual General Change (UAGC) from \$831 to \$700	Strongly agree
<b>Airport runway</b> – loan fund \$1M to develop a sealed parallel taxiway (in conjunction with additional funding from Provincial Growth Fund and the Crown)	Agree
<b>Climate Change Strategy</b> - \$140,000 to facilitate the ongoing development and implementation of the Climate Change Strategy	Strongly agree
<b>Digital Strategy</b> - \$90,000 to implement the Digital Strategy: Digital by Design	Strongly agree
<b>Waste minimisation</b> – fund the Whanganui Resource Recovery Centre Trust and additional \$144,000 to underwrite loss due to escalating costs to receive, manage and recycle fibre (cardboard, paper and mixed paper)	Strongly agree
<b>Housing Strategy</b> - \$200,000 to support the delivery of the Housing Strategy	Strongly agree
<b>Whanganui Regional Museum</b> – increased funding by \$75,000 to help the Museum meet increased operating costs resulting from the building refurbishment and upgrade	Strongly agree
Further comments	Progress Castlecliff inc are requesting an additional item be added to the Annual Plan submissions for the 2020 year. The details are provided in the document attached to this submission.
Supporting documents	<a href="#">20200515 Progress Castlecliff Submission to WDC Annual Plan 2020 CAG Final.pdf</a> - Received
I would like to speak in support of my	Yes

submission	
Submission method	Online

This submission is on behalf of Progress Castlecliff Inc (PCI), with support of the Wanganui Surf Lifeguard Service Inc (WSLS). The submitter is Colin Gates, Chairperson, Progress Castlecliff.

### **THE FUTURE OF RANGIORA STREET BEACH**

PCI write to request that this item be registered for consideration amongst the Annual Plan submissions. Although PCI are aware that current events and necessary funding reductions limit resources available for new items, we feel that the magnitude of this issue requires express consideration by Council in the current 2020 Annual Plan.

It has become clear to the PCI Committee that a review is needed concerning the public amenities and infrastructure located at Rangiora Street Beach. As PCI Chair, I have discussed this matter with the WSLS Committee and they have expressed a wish to be involved in the developments from this time onward.

The Rangiora Street Beach complex consists of:

- The actual access to the beach through and from Rangiora Street,
- The sealed public parking (provided in 1966) bordered by the seawall (1985),
- Access and visibility between the WSLS building and the sea,
- The WSLS building itself (1957), and
- The Duncan Pavilion (1965) including the public toilets and changing rooms in the Duncan ground floor.

Both the WSLS building and the Duncan Pavilion are serviced with clean water supply, piped sewage disposal, power and telephone connections. The parking area has street lighting. Collectively, this infrastructure has a very substantial replacement value, probably in excess of \$2.5M. In total, the infrastructure and its location provide a safe and valuable recreational amenity for residents and visitors to Castlecliff and Whanganui.

The only WDC Plan covering this location is the Castlecliff Coastal Reserve Management Plan. However, in this plan, the Rangiora Beach facilities are considered as items in terms of the Reserve and in a fragmented context, rather than as a combined unit within the reserve. For instance, the plan notes that: "There are minimal buildings in the Reserve...", and "While provision of car parking is important, this should be balanced against the benefits of enabling the natural sand dune system to re-establish..."

The management of the location is similarly fragmented with the WSLS owning their club building which is located on Council managed leasehold land. The Duncan Pavilion top floor is administered by WDC Property whereas the ground floor toilets form part of the WDC Parks amenities provision. The parking area is maintained through the WDC roading contracts and beach access clearance is carried out under a finite Regional Council consent.

Progress Castlecliff has been managing public use of the Duncan Pavilion on behalf of the Whanganui District Council since 1999, and previously the Wanganui Beach Society had a very close association with the building since its construction in 1966. A recent report on the building structure, commissioned by WDC, has revealed a sizeable extent of rust induced spalling in the reinforced concrete of the ground-floor walls and columns. Although the building is unlikely to collapse anytime soon, these corrosion repairs are needed and are priced at about \$90,000 over two to five years. More similar work is likely in subsequent years. The building has had major works in the past such as; restructuring the balcony supports, installing wheel-chair access and replacing the roof, along with ongoing concrete repairs and two exterior re-paints. Progress Castlecliff has fund-raised and completed about \$40,000 of improvements to the first-floor interior.

The WSLs building has also had recent condition and structural assessments and sums well in excess of \$200,000 are needed in the medium-term to restore the building to original condition, along with additional funds to comply with the latest building requirements. The Club's land lease is also due for renewal. The Surf Club building is currently not suitably configured for public hire.

The carpark seawall has had considerable repairs and has been strengthened to correct damage caused (over several years) during removal of wind-blown sand. The six corroded carpark street-light poles have recently been replaced.

The car park surface requires regular removal of wind-blown sand, and the beach front seaward of the seawall is dressed and lowered every year before the swimming season commences. This work requires heavy earthmoving machinery and trucking material off-site. The price of this work has varied considerably over the years depending on storm severity and frequency, and an annual sum of about \$50,000 would not be unusual. The carpark has also been re-sealed at least once since construction in 1967, and because of the large area reseal costs of about \$80,000 could be expected.

We can see that the complex has substantial monetary and historical value. However, the complex occupies a severely aggressive environment and considerable on-going funds are required to preserve the beach access, parking and the facilities on the beach front; which also provides for safe swimming during summer weekends and summer school holidays. The loss of any one component of the beach complex could compromise the viability of the others to function successfully. In addition, WDC has recently funded an extensive upgrade of Rangiora Street to provide an attractive gate-way to Whanganui's beach. This investment has inspired Rangiora Street residents and enterprises to improve existing premises and to develop new services.

In considering the future: the WSLs building may be a distinctive NZ beach icon, but does it need to be where it is? The Duncan Pavilion is an endearing feature in an idyllic setting, but would it have any value if located elsewhere? Present-day beach use doesn't match past events when every available carpark was filled; however, there many locals and visiting tourists who value this unique boundary to the Whanganui City. There are calls from some in the community to return the beach to wilderness and to stop wasting money resisting nature; however, the majority consensus for the future of the beach complex is unknown.

This is the intent of a review... What changes could be made and what would they look like? What would be the effects of any changes and would they be supported by the community majority - both Whanganui and Castlecliff? What other futures are possible, and how would they be presented to establish meaningful consensus? Who would initiate the discussions and what funding is required to develop ideas and present concepts to the community? This review, the consultation and development of a consistent plan is needed before incremental and isolated decisions cause the Rangiora Street Beach complex to be compromised; and also, before considerable expense is incurred by all in the community currently preserving the existing situation.

PCI have not priced this review in detail; however, in discussion with interested parties, some WDC resources would be needed to progress matters. Consultation advertising would need WDC backing; the time of certain WDC staff would be needed to collate data and present meaningful information both to the public and the Elected Council. Some out-sourced expertise is likely for comment on technical issues and to provide pictorial presentations of possible options. PCI have developed consultation skills through our Rejuvenation Project and this expertise would be provided to assist the review. A tentative budget of about \$25000 is suggested to cover the aspects above; however, PCI time would be offered free in accordance with our Charitable Status.

Thank you for your consideration of this matter.

PCI and WSLs will be available to discuss these issues in more detail in the Annual Plan hearings.

**From:** [Whanganui District Council](#)  
**To:** [marion.sanson](#)  
**Subject:** Policy Submission Acknowledgment - Submission: Proposed 2020-21 Annual Plan  
**Date:** Thursday, 14 May 2020 10:36:09 PM



## Submission: Proposed 2020-21 Annual Plan

Thank you for your submission. We appreciate you participating in the consultation process on this issue. This email is a formal acknowledgement of Whanganui District Council's receipt of your submission. Please print a copy of this page for your records.

Reference number	527052236200514
First name	Marion
Last name	Sanson
Email address	marionbsanson@gmail.com
Postal address	76P Virginia Road Otamatea Whanganui 4500
Daytime phone number	06 3456438
Organisation name	
Your role	
Have you submitted to the Whanganui District Council before?	Yes
Gender	Female
Age group	60 years or over
Ethnicity	NZ European
Location	St Johns Hill / Otamatea
Would you be interested in being involved in further consultation opportunities with Council?	Yes

KEY ISSUES	
<b>Reducing the UAGC</b> - reduce the Uniform Annual General Change (UAGC) from \$831 to \$700	Neither agree nor disagree
<b>Airport runway</b> – loan fund \$1M to develop a sealed parallel taxiway (in conjunction with additional funding from Provincial Growth Fund and the Crown)	Neither agree nor disagree
<b>Climate Change Strategy</b> - \$140,000 to facilitate the ongoing development and implementation of the Climate Change Strategy	Strongly agree
<b>Digital Strategy</b> - \$90,000 to implement the Digital Strategy: Digital by Design	Strongly agree
<b>Waste minimisation</b> – fund the Whanganui Resource Recovery Centre Trust and additional \$144,000 to underwrite loss due to escalating costs to receive, manage and recycle fibre (cardboard, paper and mixed paper)	Strongly agree
<b>Housing Strategy</b> - \$200,000 to support the delivery of the Housing Strategy	Strongly agree
<b>Whanganui Regional Museum</b> – increased funding by \$75,000 to help the Museum meet increased operating costs resulting from the building refurbishment and upgrade	Strongly agree
Further comments	I support Council measures to make Whanganui a more cycle-friendly place to get around. I appreciate and use cycle ways with good connectivity, signage and smooth surfacing. I also support covering the cycle velodrome. The Council needs to do the right thing and become a Living Wage Employer.
Supporting documents	File(s) not provided
I would like to speak in support of my submission	No

Submission method	Online
-------------------	--------

**From:** [Whanganui District Council](#)  
**To:** [nicola@nicolapatrick.com](mailto:nicola@nicolapatrick.com)  
**Subject:** Policy Submission Acknowledgment - Submission: Proposed 2020-21 Annual Plan  
**Date:** Friday, 15 May 2020 7:03:07 AM



## Submission: Proposed 2020-21 Annual Plan

Thank you for your submission. We appreciate you participating in the consultation process on this issue. This email is a formal acknowledgement of Whanganui District Council's receipt of your submission. Please print a copy of this page for your records.

Reference number	693050703200315
First name	Nicola
Last name	Patrick
Email address	nicola@nicolapatrick.com
Postal address	76H Virginia Road
Daytime phone number	0278716459
Organisation name	
Your role	
Have you submitted to the Whanganui District Council before?	Yes
Gender	Female
Age group	40 - 49 years
Ethnicity	NZ European
Location	St Johns Hill / Otamatea
Would you be interested in being involved in further consultation opportunities with Council?	No



<b>KEY ISSUES</b>	
<b>Reducing the UAGC</b> - reduce the Uniform Annual General Change (UAGC) from \$831 to \$700	
<b>Airport runway</b> – loan fund \$1M to develop a sealed parallel taxiway (in conjunction with additional funding from Provincial Growth Fund and the Crown)	
<b>Climate Change Strategy</b> - \$140,000 to facilitate the ongoing development and implementation of the Climate Change Strategy	Strongly agree
<b>Digital Strategy</b> - \$90,000 to implement the Digital Strategy: Digital by Design	
<b>Waste minimisation</b> – fund the Whanganui Resource Recovery Centre Trust and additional \$144,000 to underwrite loss due to escalating costs to receive, manage and recycle fibre (cardboard, paper and mixed paper)	Strongly agree
<b>Housing Strategy</b> - \$200,000 to support the delivery of the Housing Strategy	
<b>Whanganui Regional Museum</b> – increased funding by \$75,000 to help the Museum meet increased operating costs resulting from the building refurbishment and upgrade	Strongly agree
Further comments	
Supporting documents	File(s) not provided
I would like to speak in support of my submission	No
Submission method	Online

**From:** [Whanganui District Council](#)  
**To:** [easton.tim@gmail.com](mailto:easton.tim@gmail.com)  
**Subject:** Policy Submission Acknowledgment - Submission: Proposed 2020-21 Annual Plan  
**Date:** Friday, 15 May 2020 7:35:40 AM



## Submission: Proposed 2020-21 Annual Plan

Thank you for your submission. We appreciate you participating in the consultation process on this issue. This email is a formal acknowledgement of Whanganui District Council's receipt of your submission. Please print a copy of this page for your records.

Reference number	193050735203615
First name	Tim
Last name	Easton
Email address	easton.tim@gmail.com
Postal address	39 SMITHFIELD ROAD TAWHERO WHANGANUI 4501
Daytime phone number	022 134 0164
Organisation name	
Your role	
Have you submitted to the Whanganui District Council before?	No
Gender	Male
Age group	30 - 39 years
Ethnicity	NZ European
Location	Gonville (Balgownie, Tawhero, Gonville South, Gonville East, Gonville West)
Would you be interested in being	

involved in further consultation opportunities with Council?	Yes
<b>KEY ISSUES</b>	
<b>Reducing the UAGC</b> - reduce the Uniform Annual General Change (UAGC) from \$831 to \$700	Agree
<b>Airport runway</b> – loan fund \$1M to develop a sealed parallel taxiway (in conjunction with additional funding from Provincial Growth Fund and the Crown)	Agree
<b>Climate Change Strategy</b> - \$140,000 to facilitate the ongoing development and implementation of the Climate Change Strategy	Strongly agree
<b>Digital Strategy</b> - \$90,000 to implement the Digital Strategy: Digital by Design	Agree
<b>Waste minimisation</b> – fund the Whanganui Resource Recovery Centre Trust and additional \$144,000 to underwrite loss due to escalating costs to receive, manage and recycle fibre (cardboard, paper and mixed paper)	Agree
<b>Housing Strategy</b> - \$200,000 to support the delivery of the Housing Strategy	Strongly agree
<b>Whanganui Regional Museum</b> – increased funding by \$75,000 to help the Museum meet increased operating costs resulting from the building refurbishment and upgrade	Agree
Further comments	
Supporting documents	<a href="#">200225 - Infill Housing Contract Role Submission.pdf</a> - Received <a href="#">200511 Living Wage Submission.pdf</a> - Received
I would like to speak in support of my submission	Yes

Submission method	Online
-------------------	--------

## Infill Housing Coordinator Submission

I am proposing that Council:

- AGREE** to fund a two year fixed term contract role to facilitate and enable infill developments within the Whanganui Urban area.
- AGREE** to implement a \$595 service fee to all subdivision applications from 1 July 2020 to 30 June 2022 to fund the position.

### *Summary*

This proposal seeks to establish a cost neutral 2 year fixed term contract position to identify and work with owners of land that is identified as suitable for subdivision and infill residential housing within the urban boundary.

### *Situation*

It is widely accepted that there is significant pressure on available housing within Whanganui and that this is caused by several factors. This is leading to significant year on year house price increases and substantial increases to rental prices across the district. This is negatively impacting predominately lower socio-economic individuals and suburbs. This proposal seeks to implement a fixed-term policy fix to help alleviate the impact of these pressures.

Land availability is one lever that council has to help encourage greater housing development in Whanganui. While significant new housing developments are being encouraged by Council, it is important to acknowledge the role infill housing development should play in helping alleviate the pressure as well.

This proposal does not seek to discuss the merits or otherwise of infill housing but accepts it as a key part of the Council's overall Housing Strategy.

It is acknowledged that Council is working to encourage greater infill development through internal changes to how the District Plan is interpreted, and where exemptions are granted to encourage this. It is also noted that the level of infill housing development is not occurring at the rate that it potentially could.

### *Proposal*

This proposal seeks to establish a two-year fixed term contract for a WDC contractor.

The purpose of this position is to facilitate and enable infill developments within the Whanganui Urban area. The key clients are people who have land suitable for subdivision but are unaware of its potential, unsure of the process, or how to obtain finance etc.

The role will:

1. Identify land within Whanganui with potential for subdivision and infill housing using a high-level set of conditions. These conditions could include:
  - a. Section size
  - b. Road access
  - c. Connection to existing services
  - d. Proximity to existing infrastructure
  - e. Slope of site/ease of build
2. Write to each landowner to advise their land has been identified as potentially suitable for subdivision and infill housing.
3. Act as a key contact for individuals wishing to pursue an infill subdivision.
4. Assist individuals with the subdivision process.

5. Identify council preferred vendors for infill housing, including surveyors, banks, contractors, land + home package firms, lawyers etc.
6. Report monthly to council on progress.

#### *Strategic Alignment*

This proposal directly aligns to the Leading Edge Strategy and the Housing Strategy.

The Leading Edge Strategy has a strategic objective to “Act as a facilitator and enabler for development”, and as an action to “work with interested parties to facilitate change of use for any land or property to the benefit of Whanganui”. The function of the proposed role aligns with this, by acting as a facilitator and enabler for infill development within Whanganui.

Similarly, this proposal also aligns with the Housing Strategy goals and actions, in particular:

Goal 1. Whanganui’s housing systems and infrastructure function well

Action 1.5 Promote urban consolidation and infill housing.

In meeting this goal the council has identified that for developing our housing this means:

1. Council processes are as enabling as possible.
2. Land use planning and management of growth is proactive.
3. Council decisions reflect the housing need in Whanganui.

It is clear that the proposed role has significant strategic alignment.

#### *Contract*

Actual terms for the contract would be set by the responsible manager, but would include provision for:

1. Two year fixed term from 1 July 2020 – 30 June 2022
2. A budget of \$100,000 pa, including operational expenses.
3. It is important that the position maintains Council control but also provides suitable distance from council departments responsible for key decisions. The business friendly group could be used as a model.
4. KPI of 200 subdivisions per annum (based on current level of approx. 90 subdivisions per annum)

#### *Funding*

It is proposed that this role is funded through a service fee of \$595 per infill subdivision application. At 200 subdivisions this will raise \$119,000 to cover the cost of the role. It also allows for 16% shortfall in the KPI, or minimum 168 subdivisions.

**Tim Easton**  
**(022) 134 0164**  
**easton.tim@gmail.com**

## Living Wage Submission

I am proposing that the Council:

**AGREE** to enact the Living Wage for FY20/21,

It should be a universal fact that, if you work full time, you will be able to provide a decent standard of living for you and your family. It is as simple as that. Sadly, many working families, especially in Whanganui, do not.

### *What is the Living Wage?*

The Living Wage is an internationally accepted figure that is defined as “the income necessary to provide workers and their families with the basic necessities of life. A Living Wage enables workers to live with dignity and to participate as active citizens in society”.

The wage is set by the Family Centre Social Policy Research (a registered charity and a not-for-profit organisation) and provides an empirical basis for determining the level of a living wage for New Zealand, and its annual adjustments. It is currently set at \$21.15 per hour, and the minimum wage is \$18.90.

Participation in society refers to more than just having the basic necessities. It involves the ability to participate socially and even consider the future. It embraces small but important things like being able to pay for children to enjoy a school trip, having a computer in the home and being able to mix with friends recreationally, albeit modestly.

The council has 64 workers who are paid less than the living wage. That is 64 people who, although they are in paid employment, still struggle with the basic costs to survive. Think of the takeaway coffee you collect on the way to a meeting, the weekend away with friends or family, or upgrading home appliances. These are unconscionable for these workers. These council employees are forced to make daily choices between putting food on the table, turning on their heaters, or paying off an unexpected bill for the car.

It is inevitable that there is politics involved with this. For some of you that may make this issue uncomfortable, and that is understandable. However, cutting through those politics for a moment, at its most simple the wages that council pays 64 of its employees traps them in a cycle of poverty, removes options for them and their children to get ahead in life, and changes our society for the worse.

### *How does this align with Council Priorities?*

Council has several roles, which are well outlined in the ‘Leading Edge Strategy’. However, there are elements of Councils operations which run counter to the vision and leadership that is outlined in that Strategy. In this document you’re seeking to create a “community that is united, connected, creative, environmentally rich and economically prosperous”, and undertake to pursue initiatives that “secure our health, our safety and instil a sense of belonging and wellbeing for all”. By governing an organisation that is paying its staff at a rate below the Living Wage you are with one hand attempting to drive these objectives forward, and with the other holding back members of your organisation from achieving them.

I am not proposing that Council is responsible for solving this problem of low wages on its own. Employers and central government have a key role to play in this as well. However, I believe that the Council should be leading on this issue. Absolutely you have a role to your ratepayers to be fiscally prudent, however the current practice of paying below Living Wage runs counter to many things you are seeking to represent.

*How does this proposal fit with the COVID-19 response?*

This proposal is especially relevant in the COVID-19 environment as those on lower wages will be the most affected by the economic crisis that is forecasted to arrive. A number of reports have identified that the impact will be felt hardest by those living in poverty or in low socio-economic areas. Those who struggle to pay rent, who often live in poor-quality housing with higher medical and heating needs. Council wages means this is a reality for some staff.

Many of the staff and contractors on rates below Living Wage have provided 'essential' services as part of the Council response to the lockdown. How can we reasonably ask them to provide such essential, and arguably, dangerous work for us all and yet not pay them a wage which provides a decent standard of living. These workers have been, and continue to remain, essential to maintaining the core functions of Council.

Crucially, Council has identified 'shovel ready' projects for Government funding and is looking at infrastructure spending in the millions to stimulate the local economy, while also investigating rates relief and other ways to soften the impact of COVID on our community. The living wage is a tangible way to do this. The estimated cost to bring those 64 workers up to the Living Wage is \$106,000, from a FY20/21 Salaries and wages budget of \$17.9m. This accounts for 0.57% of that budget.

As lower wage earners have been shown to spend the largest portion of their wages in the local economy, a boost in their income would also have flow-on effects for the success and sustainability of Whanganui businesses – which is so vital right now. There appears to be a disconnect where Council can have a sharp focus on helping the community through boosting the local economy yet is unwilling to use its labour purchasing power to assist directly and practically.

*So why is this important to Whanganui now and why should it be prioritised?*

You are leaders in our community, both as councillors and in your many other roles within our region. As leaders you help set the dialogue and you set the priorities. By prioritising your lowest paid workers you are setting the standard that your workers should have the basic necessities of life, participate as active citizens of society, and be properly recognised for the essential work which they do.

Few would disagree that our society is poorer if working families with children are still below the poverty threshold. You have a role to play in fixing this.

My view is the people are the most important part of an organisation. If you share this view, then it is incumbent on you to ensure the people in your organisation are paid a Living Wage.

I would like to make an oral submission if possible, and I'm happy to answer any questions on this proposal.

**Tim Easton**  
**(022) 134 0164**  
**easton.tim@gmail.com**



**From:** [Whanganui District Council](#)  
**To:** [nzateam@yahoo.co.nz](mailto:nzateam@yahoo.co.nz)  
**Subject:** Policy Submission Acknowledgment - Submission: Proposed 2020-21 Annual Plan  
**Date:** Friday, 15 May 2020 8:18:38 AM



## Submission: Proposed 2020-21 Annual Plan

Thank you for your submission. We appreciate you participating in the consultation process on this issue. This email is a formal acknowledgement of Whanganui District Council's receipt of your submission. Please print a copy of this page for your records.

Reference number	080050818203515
First name	David
Last name	Arnst
Email address	<a href="mailto:nzateam@yahoo.co.nz">nzateam@yahoo.co.nz</a>
Postal address	98 PEAKES ROAD SPRINGVALE WHANGANUI 4501
Daytime phone number	022 347 8656
Organisation name	
Your role	
Have you submitted to the Whanganui District Council before?	No
Gender	
Age group	
Ethnicity	
Location	Springvale (Springvale West, Springvale East, Mosston)
Would you be interested in being involved in further consultation	Yes

opportunities with Council?	
<b>KEY ISSUES</b>	
<b>Reducing the UAGC</b> - reduce the Uniform Annual General Change (UAGC) from \$831 to \$700	Strongly agree
<b>Airport runway</b> – loan fund \$1M to develop a sealed parallel taxiway (in conjunction with additional funding from Provincial Growth Fund and the Crown)	Agree
<b>Climate Change Strategy</b> - \$140,000 to facilitate the ongoing development and implementation of the Climate Change Strategy	Disagree
<b>Digital Strategy</b> - \$90,000 to implement the Digital Strategy: Digital by Design	Neither agree nor disagree
<b>Waste minimisation</b> – fund the Whanganui Resource Recovery Centre Trust and additional \$144,000 to underwrite loss due to escalating costs to receive, manage and recycle fibre (cardboard, paper and mixed paper)	Strongly agree
<b>Housing Strategy</b> - \$200,000 to support the delivery of the Housing Strategy	Agree
<b>Whanganui Regional Museum</b> – increased funding by \$75,000 to help the Museum meet increased operating costs resulting from the building refurbishment and upgrade	Strongly disagree
	Velodrome - I strongly support roofing the velodrome for cycling, other sports and events for Whanganui and the Region”. This amazing asset has amazing potential to bring visitors and subsequently economic benefit to our community. Sadly this opportunity has, until now, been squandered by not transforming the velodrome into an all-weather multi-purpose venue. Furthermore the initial investment made in the velodrome has been

Further comments	eroded through track deterioration due to long term exposure to the weather elements. Our community should be ashamed that this has been allowed to happen and that it has resulted in the loss of valuable sporting and cultural opportunities that would have brought financial advantage to all of Whanganui. I urge the council to take immediate and proactive action to preserve and enhance the velodrome by roofing it; thereby unlocking its full cultural and financial benefit to the greater Whanganui community. There is now a one-off opportunity to gain central government funding to assist with the completion of the roofing of the velodrome. A responsible council would take this opportunity. Please be that council.
Supporting documents	File(s) not provided
I would like to speak in support of my submission	No
Submission method	Online

**From:** [Whanganui District Council](#)  
**To:** [riverscitymilk@xtra.co.nz](mailto:riverscitymilk@xtra.co.nz)  
**Subject:** Policy Submission Acknowledgment - Submission: Proposed 2020-21 Annual Plan  
**Date:** Friday, 15 May 2020 8:22:01 AM



## Submission: Proposed 2020-21 Annual Plan

Thank you for your submission. We appreciate you participating in the consultation process on this issue. This email is a formal acknowledgement of Whanganui District Council's receipt of your submission. Please print a copy of this page for your records.

Reference number	802050821205715
First name	Robert (Bob)
Last name	Pollard
Email address	riverscitymilk@xtra.co.nz
Postal address	PO Box 422 WANGANUI
Daytime phone number	0272444042
Organisation name	
Your role	
Have you submitted to the Whanganui District Council before?	No
Gender	Male
Age group	60 years or over
Ethnicity	NZ European
Location	Aramoho (Lower Aramoho, Upper Aramoho)
Would you be interested in being involved in further consultation opportunities with Council?	Yes

KEY ISSUES	
<b>Reducing the UAGC</b> - reduce the Uniform Annual General Change (UAGC) from \$831 to \$700	Agree
<b>Airport runway</b> – loan fund \$1M to develop a sealed parallel taxiway (in conjunction with additional funding from Provincial Growth Fund and the Crown)	Neither agree nor disagree
<b>Climate Change Strategy</b> - \$140,000 to facilitate the ongoing development and implementation of the Climate Change Strategy	Neither agree nor disagree
<b>Digital Strategy</b> - \$90,000 to implement the Digital Strategy: Digital by Design	Neither agree nor disagree
<b>Waste minimisation</b> – fund the Whanganui Resource Recovery Centre Trust and additional \$144,000 to underwrite loss due to escalating costs to receive, manage and recycle fibre (cardboard, paper and mixed paper)	Neither agree nor disagree
<b>Housing Strategy</b> - \$200,000 to support the delivery of the Housing Strategy	Neither agree nor disagree
<b>Whanganui Regional Museum</b> – increased funding by \$75,000 to help the Museum meet increased operating costs resulting from the building refurbishment and upgrade	Agree
Further comments	I strongly support the roofing of the Velodrome for use as an indoor cycling, sports and other events venue.
Supporting documents	File(s) not provided
I would like to speak in support of my submission	No
Submission method	Online

**From:** [Whanganui District Council](#)  
**To:** [johnmilnes@hotmail.co.nz](mailto:johnmilnes@hotmail.co.nz)  
**Subject:** Policy Submission Acknowledgment - Submission: Proposed 2020-21 Annual Plan  
**Date:** Thursday, 14 May 2020 11:55:07 PM



## Submission: Proposed 2020-21 Annual Plan

Thank you for your submission. We appreciate you participating in the consultation process on this issue. This email is a formal acknowledgement of Whanganui District Council's receipt of your submission. Please print a copy of this page for your records.

Reference number	396052355200314
First name	John
Last name	Milnes
Email address	johnmilnes@hotmail.co.nz
Postal address	66B Delhi Ave, Aramoho, Whangnui 4500
Daytime phone number	06 3433060
Organisation name	
Your role	
Have you submitted to the Whanganui District Council before?	Yes
Gender	Male
Age group	60 years or over
Ethnicity	NZ European
Location	Aramoho (Lower Aramoho, Upper Aramoho)
Would you be interested in being involved in further consultation	Yes

opportunities with Council?	
<b>KEY ISSUES</b>	
<b>Reducing the UAGC</b> - reduce the Uniform Annual General Change (UAGC) from \$831 to \$700	Neither agree nor disagree
<b>Airport runway</b> – loan fund \$1M to develop a sealed parallel taxiway (in conjunction with additional funding from Provincial Growth Fund and the Crown)	Disagree
<b>Climate Change Strategy</b> - \$140,000 to facilitate the ongoing development and implementation of the Climate Change Strategy	Strongly agree
<b>Digital Strategy</b> - \$90,000 to implement the Digital Strategy: Digital by Design	Agree
<b>Waste minimisation</b> – fund the Whanganui Resource Recovery Centre Trust and additional \$144,000 to underwrite loss due to escalating costs to receive, manage and recycle fibre (cardboard, paper and mixed paper)	Strongly agree
<b>Housing Strategy</b> - \$200,000 to support the delivery of the Housing Strategy	Strongly agree
<b>Whanganui Regional Museum</b> – increased funding by \$75,000 to help the Museum meet increased operating costs resulting from the building refurbishment and upgrade	Agree
Further comments	This is an important time to consider sustainable changes for our City. See attachment.
Supporting documents	<a href="#">Submission 14th May 2020.odt</a> - Received
I would like to speak in support of my submission	Yes
Submission method	Online

The future of our city depends on how we change our lifestyles, individually, locally, nationally and globally.

We have just been through (hopefully) the Covid19 crisis and it has been an incredibly costly exercise in both human and economical terms. It is an opportunity to realise what can be done. If we are to weather the even more serious threat of climate change which is unfortunately not as obvious or as immediate as Covid19 has been. It's most serious effects may not become obvious for twenty plus years and those who will loose out financially in the short term and have loud voices have worked hard to belittle how immediate and serious climate change is.

We cannot afford to delay action. This must involve local actions and supporting government to make positive changes to both reduce our carbon footprint and prepare for the inevitable effects of climate change, from rising sealevels, increased flood frequency, droughts and more.

Some Issues:

1. The Pilot School. Although it has been a great thing for Whanganui there is a chance that with the downturn of air travel the demand for pilots could well decrease. This is a two edged sword. of course. The school has been good for Whanganui and losing it is bad for our economy, but the downturn of air travel is positive in terms of reduced CO<sub>2</sub>.
2. Water tanks. Although Whanganui has one of the more reliable water supplies in the country there are other reasons to consider again the idea of mandatory water tanks for all new buildings. They provide emergency backup and non hard water for residents plus gardening and car washing. They mitigate some of the immediate runoff to stormwater systems – new suburbs increase the hard surface area (compared to permeable soil) which often overloads stormwater. Tanks also reduce the quantity of treated water necessary.
3. Suburban landscape. I think that all new subdivisions (and housing) should be laid out so that they achieve solar gain in winter and also have roofs nominally north facing so that photovoltaic solar panels get the best sun possible. Despite the discouraging buy back rate from power companies solar will soon become the norm and current housing subdivisions seldom do anything to encourage its use.
4. Street trees. A street full of green trees is fantastic on many levels. Green is restfull on the spirit, cleans the air and provides shade in summer, making shopping and walking far more pleasant. There are the annual complaints, particularly at this time of year, about leaves. I think the positives outweigh the negatives for most of the year. Although I would like to know if it was possible for the street vacuum to be set at this time of year to not so much sweep as just to suck up the leaves so they can be composted instead of just sent to landfill along with the gravel, plastic and other street detritus.

There is no good reason that street trees should not be fruitful as much as attractive. For instance, at the moment our persimmon is covered in golden red fruit and the leaves are beginning to turn gold and red from a beautiful glossy green through the



summer. But never the less every fruit from apples, quince , citrus, plum, fig and others would provide fruit as well as shade and beauty. They would also introduce more people to the pleasure of picking their own fruit while saving costs.

5. Cycling. Whanganui has made many great improvements to the cyclability of the city and many people have said how much they are looking forward to the bridge at Upukongaro opening and its benefits to Upukongaro. Going by what has happened during covid 19 many more people have got on their bikes while there was little traffic on the roads. So continually improving this cyclability will have health, traffic and economic benefits for our population.
6. Waste minimisation. Ever since the waste collection was privatised I felt that with waste landfill was their primary objective. From the early days when Waste Management was supposed to be doing recycling and I saw on numerous occasions their collectors were just putting it into the landfill side of the truck. I think it is time the waste collection was done again by the council. There may be wailing that the rates will go up. Quite likely, but not to the extent they are paying at present. The collection would consist of three managed parts: recycling, greenwaste (using perhaps a fortnightly wheelie bin) and landfill. The recycling and greenwaste would be at either minimal or little cost but landfill would be charged more than now to both encourage separation and minimising landfill.

**Submission to the Whanganui District Council on the 20/21  
Annual Plan**

**From: Social Credit Wanganui**

**Mailing Address: c/- 8 Nixon St, Wanganui East**

**Telephone Number: 06/344-1365**

**'One defect in our [current] economic model is its dependence on growth . We know that resource and ecological limits dictate that we can't grow indefinitely...yet because money is created by debt that must eventually be paid, the growth imperative is baked into the system'. -**

**Judith Schwartz- ERA Review (Jan-Feb 2018)**

**A. The Climate Change Emergency - Whanganui & Partners disconnect**

**Before the 2019 Council election the Whanganui Chronicle asked candidates how they would grow the economy. Wrong question! Growth requires energy and other resource costs above what is actually needed. How to develop our economy and well-being is the proper task for Council . Growth and development are not synonymous words; 'sustainable growth' is an oxymoron.**

**It was a bold move for Council to adopt a Climate Change Emergency policy. But, to be consistent, it needs to give Whanganui & Partners a new directive - the focus being on developing the talents and resources we already have. As one South Island mayor put it - we are in survival mode, not growth. Now is the time for Council to make another bold move, so that the climate change projects envisaged can be funded without incurring interest-bearing debt. This should not be a problem now that the Reserve Bank has recently demonstrated its ability to provide fiat money when necessary. The Minister of Finance is empowered to borrow from any source (Public Finance Act, Part 6) and on any terms thought fit in the public interest. It is to his office that an application for nil-interest loans/credit-lines can be made.**

## **B. The Buy Local Campaign**

The Buy Local Campaign is logical and sensible - but needs to be taken further especially on the supply side. The Covid19 crisis teaches us not to depend for essential goods on longer-than-necessary supply lines. We welcome the advice by Adelaide University economist, Steven Hail, to keep these lines as short as possible for both economic and resource security. Shorter trade routes mean less consumption of fossil fuels - surely a welcome fact for governments which have signed the Paris Agreement. Such a policy should over-ride any trading pact, whether APEC or the latest version of the TPPA, which requires us to purchase products from abroad which we can produce in New Zealand.

It is something of a coincidence that the topic chosen for the 2019 LGNZ Conference was 'Localism'. The focus was on local bodies having (even demanding) the ability to make their own decisions. If 'localism' is not to be yet another buzz-word, then it must be taken seriously. For example, the New Plymouth District Council is to give priority to local firms for contracts. This brave decision may mean legal protection against any claims by overseas corporations under trade pact rules. Government must be equally brave and resist such pressures on our behalves. Better still - refuse to sign any trade pact without full debate in Parliament.

## **C. Preserving Local**

Congratulations to councillors involved in preserving and enhancing our heritage buildings. With or without future tourism aesthetically pleasing surroundings are great for morale. What is more, this initiative is an example of developing what we already own. We suggest that a generous portion of the \$6.5 million budgeted for debt-servicing be allocated, instead, for the earthquake-proofing and repairs deemed necessary!

## **D. Borrowing locally**

In a country with a population of less than five million, the NZ dollar is definitely a local currency. Sadly, since the 1940s, successive governments have permitted more and more of our means of exchange to be rented from overseas-owned banks (now dominating over 80% of our banking system).

Even before the present crisis Social Creditors were aware of how much the banks depend upon owning zero-risk public debt in order to ensure high credit-ratings from Moodys and other agencies. As the GFC (Global Financial Crisis) approached pre-2008, our NZ Stock Exchange sought a way to gain more players on the debt-markets. Hence the creation by Treasury of the LGFA (Local Government Funding Agency) along with a campaign to persuade councils to join. In 2011 this new quasi-bank won an award for its contribution to the development of the country's capital markets - for 'providing investors with a new source of securities rated

**AA+ by international credit rating agencies'. The only political party to object to this clever trickery was Social Credit.**

**In a submission to the Productivity Commission (15 Feb 2019) Social Credit Leader, Chris Leitch, explained how the RBNZ should grant no-interest loans and even suspensory loans to local government for essential works. He wrote: 'Water supply, waste-water treatment and earthquake strengthening would be suitable candidates for this type of funding'. A major advantage for planners is that nil-interest funding provides certainty - minimising the time and effort spent on calculating future financial scenarios and eliminating the need for dealing in derivatives.**

#### **Conclusion**

**This district has the potential for prosperity, even under restrictive conditions, given the financial tools needed to employ the people and resources needed. In addition we have a wonderful source of social capital represented by our volunteer sector. Also we have a democratically elected Council with the authority to make the changes we need.**

**We appreciate this opportunity to share ideas with Council and public, and trust we can address you personally should conditions allow.**

**Heather Marion Smith - Social Credit Western Region**

**President (06/344-1365)**

*Heather M Smith*

*<heathermsmith24@gmail.com >*

**From:** [Whanganui District Council](#)  
**To:** [sharonsduff@gmail.com](mailto:sharonsduff@gmail.com)  
**Subject:** Policy Submission Acknowledgment - Submission: Proposed 2020-21 Annual Plan  
**Date:** Friday, 15 May 2020 10:36:00 AM



## Submission: Proposed 2020-21 Annual Plan

Thank you for your submission. We appreciate you participating in the consultation process on this issue. This email is a formal acknowledgement of Whanganui District Council's receipt of your submission. Please print a copy of this page for your records.

Reference number	387051035205615
First name	Sharon
Last name	Duff
Email address	sharonsduff@gmail.com
Postal address	6A Virginia Rd
Daytime phone number	+64211185036
Organisation name	
Your role	
Have you submitted to the Whanganui District Council before?	Yes
Gender	Female
Age group	
Ethnicity	Other,NZ Irish
Location	St Johns Hill / Otamatea
Would you be interested in being involved in further consultation opportunities with Council?	Yes

KEY ISSUES	
<b>Reducing the UAGC</b> - reduce the Uniform Annual General Change (UAGC) from \$831 to \$700	Strongly agree
<b>Airport runway</b> – loan fund \$1M to develop a sealed parallel taxiway (in conjunction with additional funding from Provincial Growth Fund and the Crown)	Strongly agree
<b>Climate Change Strategy</b> - \$140,000 to facilitate the ongoing development and implementation of the Climate Change Strategy	Strongly agree
<b>Digital Strategy</b> - \$90,000 to implement the Digital Strategy: Digital by Design	Strongly agree
<b>Waste minimisation</b> – fund the Whanganui Resource Recovery Centre Trust and additional \$144,000 to underwrite loss due to escalating costs to receive, manage and recycle fibre (cardboard, paper and mixed paper)	Strongly agree
<b>Housing Strategy</b> - \$200,000 to support the delivery of the Housing Strategy	Strongly agree
<b>Whanganui Regional Museum</b> – increased funding by \$75,000 to help the Museum meet increased operating costs resulting from the building refurbishment and upgrade	Strongly agree
	Kia ora Feedback on the Infill housing submission. The position of Infill Housing co-ordinator should be filled by a local person who has experience in for example Real Estate or is an extrades person. Local knowledge is essential for this job. I have just completed an infill subdivision and build. It took 2 years. The issues I noticed were; 1. There needs to be a flexible size for subdivision in all urban and rural areas. We need to bench mark against the rest of NZ and make sure we don't have sections that

<p>Further comments</p>	<p>are too big for people to maintain, especially older people. So the smaller the better. 2. The planning team haven't got the experience for the jobs they have been employed for. So it's best to employ local people who have practical experience. The planning department needs to operate on a trust model for local tradespeople because they have local solutions for local problems. Use all the checks and balances for out of town corporations. Work on a trust basis for local tradespeople because their reputation is paramount. Silly money and has been spent by honest rate payers due to WDC planning department nonsensical decisions. 3. The cost of connection to the services for my property was astronomical and was only able to be reduced in cost by my builder because he has the skill. WDC needs to ensure economies of scale and common sense is used to connect infill properties. 4. Don't put infill properties on places that shouldn't have been built on in the first place. Land that has high liquefaction or flooding issues. Regards Sharon</p>
<p>Supporting documents</p>	<p>File(s) not provided</p>
<p>I would like to speak in support of my submission</p>	<p>No</p>
<p>Submission method</p>	<p>Online</p>



15 May 2020

Whanganui District Council  
Private Bag  
Whanganui

### **Submission on Whanganui District Council Proposed Annual Plan 2020/21**

The Whanganui Chamber of Commerce represents Whanganui businesses. It has over 200 members and is the only membership organisation that advocates for the Whanganui business community as a whole. The Chamber advocates policies that reflect the interests of the business community and the development of the Whanganui economy as a whole. We work closely with the other chambers in the region.

The Chamber exists to develop the best platform off which business can operate in Whanganui. We do this by positively influencing the environment in which businesses operates and providing opportunities, products and services that improves business success. The Chamber exists to promote, support, and encourage sustainable, profitable businesses. Businesses are the lifeblood of the economy. They provide employment, pay wages, produce goods and services, and determine the depth of the tax base. For businesses to flourish, they require an environment that is supportive, and a culture that encourages, rewards, and celebrates success. In order for Whanganui to flourish, central and local government must be actively pro-business. Council and the Government cannot run the business sector, but they can put a framework in place that supports business and remove barriers to its success.

The Chamber believes it is imperative that Council reviews its Draft Annual Plan through a Covid19 lens, with a view to making this plan a one off plan, balancing the Long Term Plan ideals with the need to provide a Covid19 cognizant plan that predicts both a realistic income shortfall due to Covid19, and any new or existing services/projects, especially those with the ability to attract external funding, e.g. 'spade ready projects' to help stimulate economic growth and employment opportunities for Whanganui.

Council, along with other key agencies, must show leadership at this time. Council needs to think quickly and succinctly to bring clear Covid19 response manifests into Annual Planning deliberations, as other Councils have. It is our expectation that Council has a responsibility to lead by example and mitigate operational expenses and curb capital expenditure. Council's planned increase to salaries and wages and operating costs represent an increase of \$2.6 million, which is unpalatable during the current period.

We suggest that Council needs to carefully assess the type and number of strategies it continues to develop, lead and fund. Council has a role around leadership and facilitation but it needs to be careful strategies are necessary, delivering sustainable outcomes, and



smart. Often strategies lead to Council providing services and employing resources that become business as usual, and increasing overheads for Council.

We note the proposed increase in funding to Whanganui & Partners of approximately \$240,000 from the current financial year, and an increase in what was proposed in Council's long-term plan. We would like to understand the rationale for this increase in funding, noting that the proposed increase is more than the funding increases for the five key areas highlighted in the consultation document.

Partnerships are key to Whanganui & Partners' success, and a fundamental founding principle of the Council controlled organization. Whanganui & Partners strategic purpose is to support economic prosperity and opportunities in the Whanganui district. This can be achieved through interacting with the business community in a way that increases their investment in innovation, creating the right environment for success, and building a strong reputation amongst the business community. Its' focus should therefore be on developing the necessary infrastructure and supportive pathways to enable this to occur.

We note the priority areas and key work stream priorities outlined by Whanganui & Partners in the Annual Plan supporting documentation. The Chamber believes it is vital that all activities are undertaken in consultation/partnership with leading sector experts and organisations that currently operate in these spaces. Notwithstanding our comments above, in relation to reviewing all current Council projects and funding with a Covid19 lens, many Whanganui & Partners priorities listed appear to be outside their areas of expertise (for example, "Deliver a 4 star hotel", "Develop a boutique shopping experience as a visitor attraction"). We also note that several of these priorities have been in place for the past three years. Council is continuing to fund Whanganui & Partners for these projects with limited accountability for delivery, as well as increase funding for the next 12 months. We do not consider this to be fiscally responsible.


The Chamber considers there to be a critical need for Whanganui & Partners to refocus on supporting the existing business community, navigating pathways for interested investors, developing the necessary infrastructure, and attracting new business to Whanganui. It has a vital role to play in Whanganui's post Covid19 recovery.

Thank you for the opportunity to submit on the proposed 2020/21 Annual Plan. We would welcome the opportunity to present our submission to the Council.

Ngā mihi

**Whanganui Chamber of Commerce and Industry**

per



Glenda Brown

Chairperson

[president@whanganuichamber.net.nz](mailto:president@whanganuichamber.net.nz)

**From:** [Whanganui District Council](#)  
**To:** [esquilant@xtra.co.nz](mailto:esquilant@xtra.co.nz)  
**Subject:** Policy Submission Acknowledgment - Submission: Proposed 2020-21 Annual Plan  
**Date:** Friday, 15 May 2020 10:56:08 AM



## Submission: Proposed 2020-21 Annual Plan

Thank you for your submission. We appreciate you participating in the consultation process on this issue. This email is a formal acknowledgement of Whanganui District Council's receipt of your submission. Please print a copy of this page for your records.

Reference number	375051056200415
First name	Bryce
Last name	Esquilant
Email address	esquilant@xtra.co.nz
Postal address	18 Aiken Road St John's Hill Whanganui 4501
Daytime phone number	0211403302
Organisation name	
Your role	
Have you submitted to the Whanganui District Council before?	No
Gender	Male
Age group	60 years or over
Ethnicity	NZ European
Location	St Johns Hill / Otamatea
Would you be interested in being involved in further consultation opportunities with Council?	Yes

KEY ISSUES	
<b>Reducing the UAGC</b> - reduce the Uniform Annual General Change (UAGC) from \$831 to \$700	Strongly agree
<b>Airport runway</b> – loan fund \$1M to develop a sealed parallel taxiway (in conjunction with additional funding from Provincial Growth Fund and the Crown)	Strongly agree
<b>Climate Change Strategy</b> - \$140,000 to facilitate the ongoing development and implementation of the Climate Change Strategy	Agree
<b>Digital Strategy</b> - \$90,000 to implement the Digital Strategy: Digital by Design	Strongly agree
<b>Waste minimisation</b> – fund the Whanganui Resource Recovery Centre Trust and additional \$144,000 to underwrite loss due to escalating costs to receive, manage and recycle fibre (cardboard, paper and mixed paper)	Agree
<b>Housing Strategy</b> - \$200,000 to support the delivery of the Housing Strategy	Strongly agree
<b>Whanganui Regional Museum</b> – increased funding by \$75,000 to help the Museum meet increased operating costs resulting from the building refurbishment and upgrade	Strongly agree
Further comments	I support roofing the Velodrome. It is essential to make good what was started 20(?) years ago on a superb venue to enhance our sporting city with cycling ,skating, roller blading etc, as well as live concerts etc. The future for Whanganui is all about increased visitor numbers and a roofed Velodrome will provide another tourist outlet. It would also be a regional asset. Already endorsed by Palmerston North leaders. I have been a Velo5000 member since 2017 .

Supporting documents	File(s) not provided
I would like to speak in support of my submission	No
Submission method	Online

15 May 2020

ROA 01 07  
PAT:MLB

Kym Fell  
Chief Executive  
Whanganui District Council  
PO Box 637  
**WHANGANUI 4541**

By email only: [annualplan2020@whanganui.govt.nz](mailto:annualplan2020@whanganui.govt.nz)

Dear Kym,

### **2020/21 ANNUAL PLAN – HORIZONS' SUBMISSION**

Thank you for the opportunity to provide feedback on Whanganui District Council's (WDC) 2020/21 Proposed Annual Plan. Horizons Regional Council (Horizons) values the strong relationship it shares with WDC – the relationships between the region's local authorities will be vital as we work together to identify and realise opportunities to assist our communities in their recovery from the impacts of the COVID-19 global pandemic.


With regard to your proposed annual plan, Horizons acknowledges that WDC's aim is to balance the contribution of Council activity to the district's economic recovery, the need to progress projects and commitments across environmental, social, cultural and economic spheres, and the impact of rates increases on individual households.

Horizons is supportive of the Port Revitalisation Project and the funding application to the Provincial Growth Fund. We are committed to continuing to work with WDC, iwi, hapū and the community to improve the resilience of the lower river training structures in tandem with the port revitalisation project, to protect people and property as well as retaining a navigable river mouth.

Horizons commends WDC's discussions with its community about resilience to climate change over the past year. We acknowledge your contribution to efforts to coordinate a regional response and your support for the regional risk assessment to date, and Council's ongoing commitment to this work over the coming year. We look forward to continuing to work together to identify and respond to community needs.

Horizons does not wish to present its submission at the annual plan hearing.

Yours sincerely,



Michael McCartney  
**CHIEF EXECUTIVE**

**From:** [Whanganui District Council](#)  
**To:** [bob.smith.2525@gmail.com](mailto:bob.smith.2525@gmail.com)  
**Subject:** Policy Submission Acknowledgment - Submission: Proposed 2020-21 Annual Plan  
**Date:** Friday, 15 May 2020 11:20:56 AM



## Submission: Proposed 2020-21 Annual Plan

Thank you for your submission. We appreciate you participating in the consultation process on this issue. This email is a formal acknowledgement of Whanganui District Council's receipt of your submission. Please print a copy of this page for your records.

Reference number	041051120205215
First name	Bob
Last name	Smith
Email address	<a href="mailto:bob.smith.2525@gmail.com">bob.smith.2525@gmail.com</a>
Postal address	159C Great North Road, Otamatea, Whanganui 4501
Daytime phone number	0274 530 502
Organisation name	
Your role	
Have you submitted to the Whanganui District Council before?	Yes
Gender	Male
Age group	60 years or over
Ethnicity	NZ European
Location	St Johns Hill / Otamatea
Would you be interested in being involved in further consultation opportunities with Council?	Yes

KEY ISSUES	
<b>Reducing the UAGC</b> - reduce the Uniform Annual General Change (UAGC) from \$831 to \$700	Agree
<b>Airport runway</b> – loan fund \$1M to develop a sealed parallel taxiway (in conjunction with additional funding from Provincial Growth Fund and the Crown)	Agree
<b>Climate Change Strategy</b> - \$140,000 to facilitate the ongoing development and implementation of the Climate Change Strategy	Neither agree nor disagree
<b>Digital Strategy</b> - \$90,000 to implement the Digital Strategy: Digital by Design	Agree
<b>Waste minimisation</b> – fund the Whanganui Resource Recovery Centre Trust and additional \$144,000 to underwrite loss due to escalating costs to receive, manage and recycle fibre (cardboard, paper and mixed paper)	Agree
<b>Housing Strategy</b> - \$200,000 to support the delivery of the Housing Strategy	Agree
<b>Whanganui Regional Museum</b> – increased funding by \$75,000 to help the Museum meet increased operating costs resulting from the building refurbishment and upgrade	Agree
	I support roofing the velodrome to create a multi-purpose events centre to service the region and the lower North Island. It is an exciting economic development project and should be recognised as such. Council voted unanimously in July 2015 to support the project but has largely sat on its hands since then. Cooks Gardens is an iconic sporting venue in New Zealand and the velodrome enhances that status. Whanganui had the vision to build the velodrome to world class

Further comments	standards but this is not appreciated in the community. Many cities such as Auckland, Napier, Palmerston North Wellington and Christchurch would dearly love to have a facility of this standard. It is the envy of these cities, but Wanganui has done nothing about protecting it, or indeed promoting it. It was not even recognised in the draft sports and recreation facility strategy put out to consultation last year. It is unthinkable that the facility should be ignored for so long that it is now in danger of having to be demolished. How would other centres view this ? Sport NZ and Govt have said that they have received mixed messages from Council regarding its support of the project. It is time Council showed its support so that this facility is not lost . This is our last chance to make this happen but without Council demonstrating its support to Sport NZ and Government it will not go ahead.
Supporting documents	File(s) not provided
I would like to speak in support of my submission	No
Submission method	Online



**From:** [Whanganui District Council](http://Whanganui District Council)  
**To:** [sales@oscarjuicers.co.nz](mailto:sales@oscarjuicers.co.nz)  
**Subject:** Policy Submission Acknowledgment - Submission: Proposed 2020-21 Annual Plan  
**Date:** Friday, 15 May 2020 11:23:01 AM



## Submission: Proposed 2020-21 Annual Plan

Thank you for your submission. We appreciate you participating in the consultation process on this issue. This email is a formal acknowledgement of Whanganui District Council's receipt of your submission. Please print a copy of this page for your records.

Reference number	574051122205715
First name	Tony
Last name	Hodge
Email address	sales@oscarjuicers.co.nz
Postal address	Po Box 7268 Mid Avenue, Whanganui
Daytime phone number	021 677 807
Organisation name	
Your role	
Have you submitted to the Whanganui District Council before?	No
Gender	Male
Age group	60 years or over
Ethnicity	NZ European
Location	St Johns Hill / Otamatea
Would you be interested in being involved in further consultation opportunities with Council?	No

<b>KEY ISSUES</b>	
<b>Reducing the UAGC</b> - reduce the Uniform Annual General Change (UAGC) from \$831 to \$700	Disagree
<b>Airport runway</b> – loan fund \$1M to develop a sealed parallel taxiway (in conjunction with additional funding from Provincial Growth Fund and the Crown)	Strongly agree
<b>Climate Change Strategy</b> - \$140,000 to facilitate the ongoing development and implementation of the Climate Change Strategy	Agree
<b>Digital Strategy</b> - \$90,000 to implement the Digital Strategy: Digital by Design	Agree
<b>Waste minimisation</b> – fund the Whanganui Resource Recovery Centre Trust and additional \$144,000 to underwrite loss due to escalating costs to receive, manage and recycle fibre (cardboard, paper and mixed paper)	Agree
<b>Housing Strategy</b> - \$200,000 to support the delivery of the Housing Strategy	Strongly agree
<b>Whanganui Regional Museum</b> – increased funding by \$75,000 to help the Museum meet increased operating costs resulting from the building refurbishment and upgrade	Agree
Further comments	Velodrome- I support roofing the Velodrome for cycling, other sports and as an event centre for Whanganui and the Region. Roofing the Velodrome will, I believe bring significant economic benefit to the City.
Supporting documents	File(s) not provided
I would like to speak in support of my submission	No

Submission method	Online
-------------------	--------

**From:** [Whanganui District Council](#)  
**To:** [martinvisser7@gmail.com](mailto:martinvisser7@gmail.com)  
**Subject:** Policy Submission Acknowledgment - Submission: Proposed 2020-21 Annual Plan  
**Date:** Friday, 15 May 2020 11:52:43 AM



## Submission: Proposed 2020-21 Annual Plan

Thank you for your submission. We appreciate you participating in the consultation process on this issue. This email is a formal acknowledgement of Whanganui District Council's receipt of your submission. Please print a copy of this page for your records.

Reference number	238051152203915
First name	Martin
Last name	Visser
Email address	<a href="mailto:martinvisser7@gmail.com">martinvisser7@gmail.com</a>
Postal address	2/2 St Hill Street Whanganui
Daytime phone number	021 20 567 69
Organisation name	Regional Velodrome Development Trust (RVDT)
Your role	Adviser
Have you submitted to the Whanganui District Council before?	Yes
Gender	Male
Age group	60 years or over
Ethnicity	NZ European
Location	Whanganui Central (Laird Park, Whanganui Central, Whanganui Collegiate)
Would you be interested in being	

involved in further consultation opportunities with Council?	Yes
<b>KEY ISSUES</b>	
<b>Reducing the UAGC</b> - reduce the Uniform Annual General Change (UAGC) from \$831 to \$700	Neither agree nor disagree
<b>Airport runway</b> – loan fund \$1M to develop a sealed parallel taxiway (in conjunction with additional funding from Provincial Growth Fund and the Crown)	Strongly agree
<b>Climate Change Strategy</b> - \$140,000 to facilitate the ongoing development and implementation of the Climate Change Strategy	Strongly agree
<b>Digital Strategy</b> - \$90,000 to implement the Digital Strategy: Digital by Design	Strongly agree
<b>Waste minimisation</b> – fund the Whanganui Resource Recovery Centre Trust and additional \$144,000 to underwrite loss due to escalating costs to receive, manage and recycle fibre (cardboard, paper and mixed paper)	Strongly agree
<b>Housing Strategy</b> - \$200,000 to support the delivery of the Housing Strategy	Strongly agree
<b>Whanganui Regional Museum</b> – increased funding by \$75,000 to help the Museum meet increased operating costs resulting from the building refurbishment and upgrade	Strongly agree
Further comments	Others from the RVDT will wish to speak
Supporting documents	<a href="#">Business Case for Whanganui Regional Events Centre – updated NPV.docx.pdf</a> - Received
I would like to speak in support of my submission	Yes

Submission method	Online
-------------------	--------

# Business Case for the Whanganui Regional Events Centre

- Re-surfacing and Roofing the UCI-standard Velodrome in Whanganui (*incl. updated NPV*)

<b>Prepared by:</b>	Martin Visser BMS (Hons), RMA Commissioner
<b>Prepared for:</b>	RVDT, WDC, SGL
<b>Date:</b>	13 May 2020
<b>Version:</b>	v.2
<b>Status:</b>	Final Draft

*©This report is the Intellectual property of Martin Visser. It is produced by Copyright and presented in circumstances of complete confidentiality. It remains the exclusive property of Martin Visser and must not be given, reproduced or disseminated to any person, public authority, institution or organisation without his express written permission.*

## Contents

<b>Executive Summary and Brief Background.....</b>	<b>4</b>
Introduction.....	4
Brief History.....	4
Case for re-Surfacing and Roofing.....	4
Background to Current Case.....	5
Methodology.....	5
NPV Summary.....	5
Strategic Context.....	5
<b>The Strategic Case – Making the Case for Rejuvenation and Development of Velodrome .....</b>	<b>6</b>
Strategic Context.....	6
Investment Objectives.....	8
Alignment with Treasury's social, environmental and economic benefits framework.....	10
<b>The End User Case – Needs Analysis.....</b>	<b>12</b>
"Needs" Analysis by GLG .....	12
Needs, Wants and Demands Defined.....	13
Main User Groups.....	14
Qualitative and Quantitative Research - Cycling.....	15
Qualitative and Quantitative Research - Skating.....	17
Qualitative and Quantitative Research - Concerts and other Events.....	18
Qualitative and Quantitative Research - Rehabilitation.....	20
User/Visitor Numbers/Nights .....	21
<b>The Economic and Financial Case .....</b>	<b>26</b>
Key NPV Assumptions and Main Data Sources.....	26
Main NPV Results.....	27
NPV Options 0-3.....	29
Multiplier Matrix ( <i>weighted and adjusted</i> ) .....	31
Average Visitor spend Drivers.....	32
NPV Comparisons with other Projects and other Reports.....	33



<b>Outling the Commercial and Operational Case .....</b>	<b>34</b>
Avantidrome as Events and Usage Template.....	34
Project Milestones Completed... ..	36
Latest Capex Projections .....	37
Funding.....	37
<b>Appendix One: Summary NPV.....</b>	<b>38</b>
<b>Appendix Two: CapEx and Recurring Revenue/Expenditure.....</b>	<b>39</b>
<b>Appendix Three: User/Visitor and Event Nos over 10 years, Spend Projections - Concerts, etc .....</b>	<b>40</b>
<b>Appendix Four: Rehabilitation Programmes + Health Cost Avoidance.....</b>	<b>41</b>
<b>Appendix Five: Support Letters from Cycling New Zealand.....</b>	<b>42</b>
<b>Appendix Six: Regional Mayors' Letter of support.....</b>	<b>43</b>
<b>Appendix Seven: Presentations and Consultations.....</b>	<b>44</b>

# Executive Summary and Brief Background

## Introduction

This report presents a:

- Needs, Wants and Demands Analysis
- Economic and Financial Case
- Commercial and Operational Case

as a Business Case for re-surfacing and roofing Whanganui's UCI-standard Velodrome to serve as a Multi-purpose Events Centre for the lower North Island.

## Brief History

The Whanganui Velodrome was built in 1995 to the design of the legendary Ron Webb, who died in March 2020. *(He designed 64 velodromes globally including those for the Seoul, Sydney, Athens and London Olympic Games.)* At the time the Whanganui Velodrome was the fastest outdoor track in the Southern Hemisphere - Ron maintained that it was his favourite.

The intention was to roof the track within five years. This never happened - the hardwood track battens are now rotting from the inside and the track surface has 1-2 years' life. If the track is not re-surfaced and roofed, it will soon have to be demolished. The sub-structure is in good order.

## Case for re-Surfacing and Roofing

The aim of the Velodrome Trust is to replace the track surface, roof the facility, build an in-line speed skating track inside the cycling track *(speedskating is a strong and growing sport and a recognised feeder sport to cycling)* and host in the venue centre DJ, reggae, rock and opera concerts, national Kapa Haka *(scheduled for this region in 2023)* and other events such as expos, festivals, etc. Promoters state that currently there is no adequate outdoor, covered venue in the Lower North Island.

The writer's estimates *(in a 10-year NPV expanded upon in this report)* point to a benefit to the Whanganui Region *(a "surge" region)* of up to \$174M, predicting visitor growth of 24+ percent and assuming a Multiplier of 2.31 with the equivalent of an average 470 jobs created annually in the Accommodation, Restaurant, Retail and other sectors.

Sixteen cycling programmes from youth and schools through to the elderly, after-stroke and surgery rehabilitation programmes and corporates *(based on the Avantidrome model in Cambridge)* **will constitute highest daily/weekly usage. Concerts however will provide the majority of revenue from events.** With sponsorship and naming rights revenue on top, the Centre is anticipated to be cashflow-positive from Year One *(pre COVID-19)*.

Cycling New Zealand wants to designate the Centre as the Track Cycling Hub for the Lower North Island including Hawkes Bay, Manawatū, Taranaki

through to Wellington and Wairarapa, dependent upon the addition of a roof.

## Background to Current Case

Roofing the Whanganui Velodrome has been the aim over 20+ years of a small group of volunteers from the RVDT (*Regional Velodrome Development Trust*) including stalwarts Bob Smith (*ex-Principal Engineer and Partner of Opus Consultants*) and Leigh Grant (*ex-Transfield Services Field Manager, Chair RVDT*) since the Velodrome was built in 1995. Whanganui District Council has been very supportive, but enthusiasm has waned especially on disappointment at losing out in the bid to host NZ's Centre of Cycling Excellence which went to Cambridge.

The writer's involvement began in January, 2019 when informed by RVDT that a Need Analysis was now required, which would be put out to tender by Whanganui District Council. I offered to undertake an analysis irrespectively, given my background in Marketing Research (*from 1978*).

## Methodology

After multiple repeated interviews with end users including potential end users and beginning to realise that significant benefits existed, I determined that there was sufficient information to begin an NPV analysis.

That analysis is elaborated upon and updated with latest costings in the following pages. It utilises international and domestic visitor spend statistics for Whanganui and NZ-related Multiplier II effects.

## NPV Summary

A Net Present Value of **\$174M** is calculated for the next 10-year period (*see Appendix 1*). This assumes a total capital cost of **\$26.3M** (including new track surface, speedskating track, extended Snell Pavilion brought down to street level to improve access and utility, facilities incl. sound/lighting for concerts and other major events, extended decking and viewing lounge, allowing for professional fees plus a 10 per cent contingency.

## Strategic context

In terms of its fit within local and regional sporting and other events strategy, this Case is submitted against a background of:

- Complete omission of the Velodrome from the draft Whanganui Sports and Recreation Facility Strategy (*but later inclusion after submissions*)
- A lack of realisation by successive Whanganui District Councils of the potential of a roofed multi-purpose events centre with no apparent strategy on non-sporting events (*despite Councillors voting unanimously in July 2015 to support the project*)
- No official regional take-up of the proposition despite unanimous support by Regional Mayors.

These shortcomings are likely to have hindered funding attempts and progress to date, no matter how attractive the Case.

The RVDT has undertaken a significant amount of work in terms of design, testing, consents, costings, safety, archaeological clearances to date.

## The Strategic Case – making the Case for Rejuvenation and Development of Velodrome

The Strategic Case outlines the context for the investment proposal and makes a statement for rejuvenation and development of the Velodrome facility.

### Strategic context

The Case for the Velodrome needs to be considered against a background of:

**Table 1:** Strategic Context

Strategic Context	Assessment
<p><b>Sports &amp; Recreation Strategy – Whanganui (WDC)</b></p>	<p>In 2011 WDC made a concerted bid to host NZ’s Centre of Cycling Excellence. The bid failed with Cambridge becoming its home. WDC reverted to viewing the Velodrome as an indefinite cost burden.</p> <p>In 2019 Global Leisure Group (GLG) and Sport Whanganui co-authored WDC’s draft Sports and Recreation Facility Strategy, which was then opened to public submission. There was no reference at all to the Velodrome. Instead, strategies and spend centred around Sport Whanganui’s new facility at Springvale Park, “Whanganui’s Home of Community Sport” – away from their previous central location at Cooks Gardens with the Velodrome next-door.</p> <p>As a result of submissions by RVDT and others, changes were made by GLG to the Facility Strategy which included the Velodrome. However, in the ensuing final strategy document, covering the Velodrome was rated a “Moderate” priority as against “High” for:</p> <ul style="list-style-type: none"> <li>• Bridging the 40m gap between the two stadia at Springvale Park</li> <li>• Enlarging the health &amp; fitness provision at Springvale Park</li> <li>• Relocating Whanganui Netball to Springvale Park</li> <li>• Upgrading Springvale and Jubilee Stadia entrances</li> <li>• Surveying Boys and Girls Gym Club conditions</li> <li>• Modifying Cooks Gardens corporate boxes; and other priorities</li> </ul> <p>all of which, it could be argued, are likely to have comparatively insignificant impacts on sports and recreation in and for the Whanganui region – they are not game-changers, but are more about re-organising structure.</p> <p>In qualifying the rating of a covered velodrome as Moderate, GLG stated that “in the Bike NZ [Cycling NZ?] hierarchy a Central Covered Track is a non-priority. That is demonstrably untrue – see two letters of support from CNZ in Appendix 5.</p>

A second Moderate rating relating to the Velodrome was added in the final Strategy document: it referred to “maintaining Level 2 standard of competition track. The qualification was: “no business case to support this level of want”. It can again be argued that WDC should have undertaken this Business Case much earlier at the very least. Under “Indicative Capital Cost”, the description reads: “scheduled repair and maintenance and track lifecycle replacement over time (est. at \$1,000,000 over 30 years). Again, not true - \$1M was set aside towards roofing the Velodrome, not for track maintenance, so at least an inferred commitment towards roofing the venue.

During this time a Project Control Group (PCG) was established, including RVDT members and WDC staff. A “Needs Analysis” for roofing the Velodrome was identified by Sport NZ in their peer review of the Velodrome Trust’s documentation as necessary. GLG was the successful candidate for the intended analysis. Its report was delivered long after the final draft of WDC’s Sport and Recreational Facility Strategy was issued.

GLG’s report stated: “Cycling NZ recognise(s) that with two indoor Velodromes in New Zealand, that we are well above the provision levels in comparable developed countries with track cycling traditions ...[and] if a 3<sup>rd</sup> covered track was developed, Cycling NZ’s priority for investment, on a population-based model would be in metropolitan Christchurch and Wellington”.

First, GLG’s statement is simplistic in that it turns marketing logic upside down and would never show capacity for turning a strength into a demonstrable competitive advantage *[which is what has happened for NZ cycling on the world scene in recent years]*.

Second, it goes against CNZ’s issued statements.

The question arises as to why GLG was selected for the “Needs” Analysis given its pre-disposition to the resulting outcome.

As well as categorically insisting upon various unilateral metrics (e.g. 30-min time zone which excludes Palmerston North at 42 mins from Whanganui’s catchment despite PN support), GLG saw no benefit in Whanganui as a regional location with an existing UCI velodrome.

[The RVDT’s view nevertheless is that it is pleasing to see that the Case has been allowed to be put forward as part of Whanganui’s submissions to Government’s “Shovel-ready” Infrastructure Scheme.]

#### Sports & Recreation Strategy - Regional

There appears to be unanimous support by Regional Mayors *(see letters of support in Appendix 6)*.  
However, this has not translated into a Regional Events Strategy.

## Investment Objectives

There are three broad investment objectives behind the investment proposal:

- **Investment Objective One:** Save the Velodrome Asset and build on the Cycling legacy, including becoming the lower North Island hub for Cycling NZ's objectives and programmes
- **Investment Objective Two:** Increase the centre's utility and usage as a multi-purpose events venue
- **Investment Objective Three:** Unlock the opportunities presented by the lack of large, covered outdoor events centres in the lower North Island and bolster the Whanganui regional economy (a **surge** region).

**Table 2:** The case for rejuvenation and development is summarised for each investment objective below:

Investment Objective One	Save the Asset and build on the Cycling Legacy
<b>Existing Situation</b>	The Whanganui Velodrome when built provided the fastest cycling track in the Southern Hemisphere. The track's condition due to weathering has now deteriorated to such an extent that the track has only 1-2 years' life in it. The sub-structure is in good condition.
<b>Business Needs or Gap</b>	If the track is not replaced, the Velodrome will need to be demolished at a cost of \$1.5M. The Velodrome has a current book value of \$2.08M
<b>Potential Scope/Benefits</b>	If the track is resurfaced and roofed to protect the new surface, the venue will become the track cycling hub in the lower North Island for Cycling New Zealand (CNZ). CNZ will provide 2 FTEs to undertake coaching programmes at the venue.
<b>Potential Risks</b>	
<b>Constraints and Dependencies</b>	Funding: the two major political parties have both promised to provide \$6M, but an application now has to be made through the Provincial Growth Fund (PGF). Pledges from further groups raises the total to \$16M ( <i>see Funding section p37</i> ) with additional funding possible through concerted fund-raising efforts. WDC, as owner of the asset, is yet to begin the PGF application.  The political parties promise of \$6M and the other promised funding is conditional on the facility being developed as multi-purpose. Therefore, as cycling is the sole beneficiary of this proposal, WDC would then have to pick up most of the cost.

<b>Investment Objective Two</b>	<b>Increase Utility and Usage by becoming a Multi-purpose Events centre</b>
<b>Existing Situation</b>	The Velodrome is only used for cycling and then only in the warmer months and when it's not raining, icy or covered with dew
<b>Business Needs or Gap</b>	The venue is under-utilised There is no adequate large multi-use outdoor, covered venue in the lower North Island
<b>Potential Scope/Benefits</b>	Creating a world-class banked track on the inside for skating would attract national and international competition – skating serves as a feeder sport to cycling. Utilising the remainder of the interior for concerts would help to satisfy the gap in large outdoor, covered venues
<b>Potential Risks</b>	
<b>Constraints and Dependencies</b>	One of the conditions to funding is that the venue becomes multi-purpose. Whanganui is claimed to be short on accommodation ( <i>though Accommodation Providers may dispute this</i> ) and transport options [ <i>a good? problem to have</i> ]

<b>Investment Objective Three</b>	<b>Raise the regional economy from “surge” level by increasing visitor numbers by one-quarter</b>
<b>Existing Situation</b>	Whanganui has been identified by Government as a “surge” region ( <i>identified as needing early investment</i> )
<b>Business Needs or Gap</b>	Though growing, Whanganui’s visitor numbers are comparatively low Until recently Whanganui amongst the larger centres “exported” more of its young people than any other
<b>Potential Scope/Benefits</b>	A covered events centre for cycling, skating and concerts would entice more families to visit and stay
<b>Potential Risks</b>	
<b>Constraints and Dependencies</b>	<i>As above</i>

### Alignment with Treasury’s Social, Environmental and Economic Benefits Framework (per “Shovel-ready” Infrastructure Scheme Criteria)

RVDT has recently submitted an application on behalf of Whanganui District Council to Government’s post-COVID-19 “Shovel-ready” Infrastructure Scheme.

The criteria adopted by the Scheme follow Treasury’s **Living Standards Framework** and **Sustainable Development Goals** and are listed below in Table 3 along with how the RVDT envisages their compliance with the criteria:

**Table 3:** NZ Treasury’s Living Standards Framework

Wellbeing Domains	Applicable	How
Civic engagement & governance	Yes	Major city asset; topped two community referenda re desired projects; will help to bolster civic pride post COVID-19
Cultural identity	Yes	Cycling (+ rowing + athletics – <i>Peter Snell world-mile record</i> ) is part of Whanganui’s cultural identity & heritage. Whanganui is aiming to stage the Kapa Haka Nationals in 2023. Post-Covid-19: ‘Postcard’ for Whanganui: along the Mainstreet Strip from re-developed Sergeant Gallery to Cooks Gardens ( <i>Regional Velodrome Events Centre &amp; athletics track/ home of Whanganui Rugby</i> ).
Environment	Yes	City is attempting to shift focus from cars to bikes and more sustainable alternatives; aligns with Mountains-to-Sea cycle trail + Te Tuaiwi ( <i>the Spine</i> ) urban cycleway which adjoins Cooks Gardens. WDC has declared a Climate Emergency and committed to a strategy to address it. Environmentally-sustainable design principles have been applied to the design of the roofed-velodrome.
Health	Yes	Cycling programmes for young, elderly, corporates, stroke and knee surgery rehabilitation including mental health benefits. Two recent NZ Head Track Cycling Coaches ( <i>Ron &amp; Dayle Cheatley</i> ) reside in Whanganui and been working with RVDT. Key collaboration with Whanganui Iwi and Whanganui District Health Board to strive for Equity in Health Outcomes.
Income & consumption	Yes	NPV of \$174M over 10 years
Jobs & earnings	Yes	Construction jobs + 4.5 FTE Centre staff + equiv. of av. 470 jobs p.a. in Accommodation, Restaurant, Retail and other sectors



<b>Time use</b>	Yes	Improves work-life/health balance; reduces traffic congestion
<b>Safety &amp; security</b>	Yes	Becoming cycling hub for Lower North Island will take more cycling training off roads ( <i>major issue in Waikato region &amp; NI generally</i> )
<b>Social connections</b>	Yes	School, Corporate racing + Rehabilitation & Individual programmes will increase social connectivity
<b>Future Natural capital</b>	Yes	Emphasis on sports/activity/health and away from vehicles and their high environmental impact
<b>Future Social capital</b>	Yes	Up to 95,000 users p.a. by Year 10 – competing, socialising, interacting. Working in collaboration with Whanganui Iwi & Whanganui District Health Board to strive for Equity in Health Outcomes. Assisting in building pride in the region.
<b>Future Human capital</b>	Yes	Building people’s skills, knowledge, physical and mental health
<b>Future Financial/physical capital</b>	Yes	Re-purposing and enhancing an existing asset to provide a multi-purpose centre for cycling, skating, concerts and other events which is lacking in the Lower North Island

## The End User Case – Needs Analysis

### “Needs” Analysis by GLG

In late 2019 the consulting firm GLG undertook a “Needs” Analysis for the [Velodrome] Project Control Group (PCG), a combined team of WDC staff and RVDT members.

GLG’s report was long-awaited with the expectation that it would provide a definitive answer on the future of the Velodrome. It did not do that – it was never designed to that purpose. The PCG’s directions were off the mark.

What the RVDT and majority of PCG believe is that “Needs” in the title is a misnomer and that it should more correctly read as “An analysis of Current Regular Cycling Usage by Schools & Clubs excluding all Cycling Events”.

A Needs Analysis in RVDT’s view should have focused on a definition much closer to that used under the accepted Marketing Concept, which considers Wants, Needs and Demands where Demands are “individual or community wants backed by an ability and willingness to buy”.

RVDT’s hypothesis is:

*“that the Whanganui and wider regional community want and need a large, covered, multi-purpose facility where sports and concerts can be safely held without threat of cancellation due to weather and that there is a large gap for such a venue in the Lower North Island.”*

Needs as RVDT broadly sees them as: Cycling including schools, clubs, events, public use, rehabilitation, Skating, a variety of concerts and a variety of Other possible uses. GLG’s report did not cover Cycling Events such as North Island Secondary School Champs, Regional Cycling Performance Hub events etc – these are as much if not more the bread and butter of venues such as this as daily usage. It excluded public or individual cycling usage and those groups which do not book through WDC.

Attempts were made to extrapolate from a low base of 6 schools (out of 50+ emailed), which is concerning. Delays meant that a poor time was picked to research - during school holidays and then intermediate and secondary school national championships (*not mentioned in the report*). Other than this extrapolation, there is no other consideration of potential use(r)s other than to mention that the track may get in the way of concert goers esp. in case of fire – this is catered for in the design and is a non-issue.

RVDT has doubts about the methodology as well – esp. such reliance on a closed-question email questionnaire. There were 10 face-to-face interviews but only two were users.

RVDT is also concerned about the three main metrics GLG used (see Table 4):

**Table 4:** Metrics used by GLG

Metric	Concerns
<b>30-minute metric</b>	RVDT argues that the distance which one is willing to travel varies depending upon in which part of New Zealand you live. Palmerston North (Whanganui's main supporter) at about 48 mins away, which GLG stated is outside the 30-minute metric and therefore is excluded from the study.
<b>Population</b>	Population is one measure, though demands for a wider range of uses/being multi-purpose are better measures. GLG also argued from a green fields approach, but Whanganui already has a world-class velodrome in place. And importantly Cycling NZ's wish for Whanganui to be the lower North Island's track cycling hub is being ignored
<b>Cycling provisioning</b>	GLG also stated that Whanganui per capita is above average in sporting facilities. RVDT's marketing philosophy: use that feature to turn it into a comparative advantage along with Whanganui's central location to become an events mecca.
<b>Generally</b>	The measures are one-dimensional/one-size-fits-all and therefore overly simplistic

## Needs, Wants and Demands Defined

Understanding needs, wants and demands of consumers/the public – under *THE MARKETING CONCEPT* definition (Table 5):

**Table 5:** Marketing Concept Definition of Needs, Wants and Demands

Component	MARKETING CONCEPT DEFINITION
<b>Needs</b>	are a state of self-deprivation in an individual (or community)
<b>Wants</b>	are desires for specific satisfiers of <b>Needs</b>
<b>Demands</b>	are individual (or community) <b>Wants</b> backed by ability and willingness to buy

## Main User Groups

Below are the main User groups and Event types researched by the RVDT (see Table 6).

**Table 6:** Main Users and Events Identified

MAIN USERS & EVENTS	
<b>Cycling</b>	<b>Skating</b>
<ul style="list-style-type: none"> <li>Regional Cycling Performance Hub Camps &amp; Events</li> <li>Schools racing competition</li> <li>NZ Elite Cycling Champs</li> <li>Rehabilitation programmes</li> <li>Corporate Teams racing</li> <li>NZ Age Group events</li> <li>North Island Secondary School Champs</li> <li>Oceania Cycling Track Champs</li> </ul>	<ul style="list-style-type: none"> <li>Oceania Speed Skating Champs</li> <li>NZ Bank Track Champs</li> <li>World Speed Skating Champs</li> <li>World Masters Speed Skating</li> <li>Junior pre-Olympics Skating</li> <li>Whanganui Skating Club Champs</li> <li>Mid-Winter/ Grand Prix</li> </ul>
<ul style="list-style-type: none"> <li>Other international events</li> <li>Individual cyclists (1-2 hourly bookings)</li> <li>possible Shared Games (with Manawatu)</li> </ul>	<b>Concerts</b> <ul style="list-style-type: none"> <li>DJ and Reggae</li> <li>Rock</li> <li>Opera</li> <li>Kapa Haka</li> </ul>
	<b>Others (<i>not included in NPV</i>)</b> <ul style="list-style-type: none"> <li>Bike polo</li> <li>Velo Ball</li> <li>Ice-skating</li> <li>Indoor Bowls/Ki O Rahi/indoor touch rugby</li> <li>Masters Games - <i>excluded since already held in Whanganui</i></li> <li>Food and Wine Festivals</li> </ul>

Kapa Haka – RVDT understands that Cooks Gardens is being floated as the likely main venue, but a combined Cooks Gardens/covered Velodrome offering would be a superior proposition. Food and Wine festivals have recently been added (and numbers factored in).

## Qualitative and Quantitative Research - Cycling

### Ron Cheatley

#### Background:

Ex-NZ Cycling Head Coach - he prepared five Olympic teams for competition and coached Gary Anderson to win the country's first ever cycling medal, a Bronze in individual pursuit at Barcelona in '92; coached for 21 years.

#### Competition types and numbers:

Ron has provided the cycling programmes and numbers including projections which go to inform the NPV analysis (see Tables 7,8 and Appendix One).

#### Impact of rain, heavy dew and frost on track:

"Quite aside from the weathering effects on the condition of the track, bad weather has been the major disruptor of events planned for the Velodrome over its 20-year history. It's been the major hurdle right from the word 'go', not being able to rely on the weather conditions being right.

I would estimate that 10-12 cycling events on average per year have been cancelled due to poor weather or poor weather outlooks. So that represents 200-240 cancelled events and lost opportunity over that 20-year period. **[A quick calculation using the planned programmes mix as a proxy suggests a loss to the Region of \$20M from those cancelled events.]**

Three major international events have been rained out, costing promoters 'an arm and a leg' with international riders having already arrived. The last attempt was eight years ago for an event which I promoted and paid for – lost a lot and I swore 'never again'! Regional championships, carnivals and school programmes have had to be cancelled. Schools are especially affected with their activity programmes being turned upside-down – it's always difficult for them.

Last summer there was a big upturn in school programmes and still a number of events rained out.

**Flow on effects** ...the lack of a roof means that no schools winter programmes exist when they could be run all year-round. If it's not rain, it could be frost or heavy dew which makes it impossible to use the track. The track's 42-degree angle makes it impossible to ride safely. The northern end never dries out during winter.

It's the same for older riders and cycling is growing amongst this group. They want a venue where it's safe for them to ride – unlike on the open road.

There's no capacity at all to run programmes back-to-back and to utilise the track fully when you can't rely on the weather.

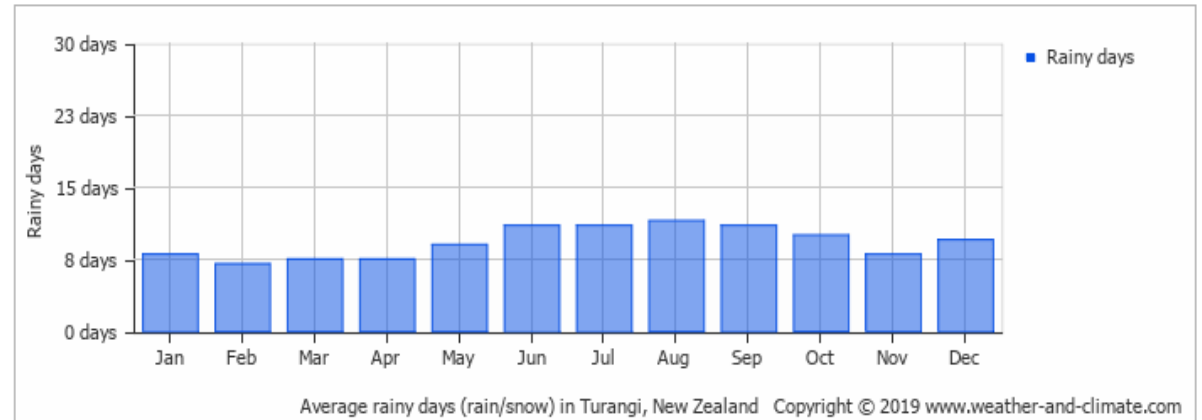
Groups from out of town have to think twice before electing to travel to Whanganui when the weather is 'iffy'. "

**Fig. 1: Days of Rain in Whanganui 2019**

**Data on weather**

Fig. 1 opposite shows days of rain per month in Whanganui in 2019. From a low in February of 27 percent of days to over 40 percent for the four months June – September, and not allowing for heavy dews, frosts, their threat or the threat of rain, indicates the significant extent to which the track cannot be used and the likely disruption to any planned programmes.

The number of days each month with rain, snow and hail in Whanganui, New Zealand.



\* Data from nearest weather station: [Turangi \(Waikato\), New Zealand](#) (123 KM).

- On average, August is the most rainy.
- On average, February has the least rainy days.
- The average annual amount of rainy days is: 111.0 days

## Qualitative and Quantitative Research – Speedskating

### Gary Clark

#### Background:

Skate NZ Speed Committee Chairman; speed coach over three decades; Life Member of Whanganui Skating Club

#### Competition types and numbers:

Gary has provided the skating programmes and numbers including projections which go to inform the NPV analysis (see Tables 7,8 and Appendix One).

#### Speedskating in NZ:

“Globally the sport is growing strongly (*now 122 national federations*) and in New Zealand also. NZ speedskaters perform well – finishing consistently in the top ten. Whanganui speedskaters, who utilise Jubilee Stadium’s flat track and Kowhai Park, consistently finish as one of the top two clubs on points in New Zealand along with Timaru. Whanganui boasts eight current National Age Group champions, six holding national records.

The glamour events in world speedskating are held on 200m banked tracks which do not exist in Australia or New Zealand. The redevelopment plans for the Velodrome include a 200m international-spec (*as directed by World Skate*) banked track. Whanganui is an ideal location in the centre of a strong region and supported by strong clubs. The only Kiwi skaters successful on these new tracks are professionals based in Europe or Asia where such tracks are being built. Six Kiwi skaters are current or recent World Champions.

The facility would be used locally, nationally and likely internationally, including local and neighbouring club training, National Team training camps and local, regional, national and international competition.

World Speedskating Championships is a genuine major event, running for two weeks with about 800 skaters. Most teams spend a couple of weeks acclimatising, so with officials, management, medical staff and supporters you can double that number with many of them staying for a whole month. Whanganui would never be able to hold such an event without a roofed-facility.

I can confirm that there won’t be a reduction in skaters’ use of Jubilee Stadium, in fact quite the opposite – the predicted increase in numbers will increase Stadium usage.”

#### Impact of Weather:

“Banked track nationals (*on slower, shorter, uncovered tracks*) are often held up for weather delays and, where they do go ahead, mean reduced racing programmes or late nights.”

#### Speedskating and Cycling:

“There is a good tie-in between skating and cycling. Skating is acknowledged as a feeder sport to cycling.”

## Qualitative and Quantitative Research - Concerts and other Events

### Lez Kiriona

#### Background:

Whanganui Concert Promoter; owner Mint Café & Bar, Frank Bar

#### Competition types and numbers:

Lez has provided concert types and numbers including projections which go to inform the NPV analysis (see *Table 9 and Appendices One and Three*).

“As a company we’re keen on starting with at least six music events to the city, four of which will be top DJ Artists both national and international, and two Reggae Events, mainly national artists.”

#### Weather and Capacity:

“We have for years held off chasing the big artists as we haven’t had a venue with the capacity that this might allow. A crowd of 2,000-plus is a game changer for many artists and promoters who simply skip Whanganui as an option to stop and perform.

At Frank our capacity is still limited and anything outside comes with a cloud of uncertainty based on the weather forecast. So, to have an all-year-round, all-weather venue just allows us to build a solid future for artists to play here in one of the most central cities in the North Island.

The Velodrome is also a centre piece of Whanganui, and to be able to park and walk from anywhere within the city centre has got to be a positive for all retailers and hospitality businesses.

This is an opportunity not to be missed and to be a part of growing visitor numbers to Whanganui it is an exciting time to be here. It’s a beautiful city, let’s show the world that it is definitely ‘Well Worth the Journey’ .....and some!”

### Ian Magan

#### Background:

Auckland Concert Promoter – Showcase Entertainment Group; founder of Radio Hauraki

#### Competition types and numbers:

Ian has provided concert types and numbers including projections which go to inform the NPV analysis (see *Table 9 and Appendix One and Three*)

#### Whanganui Potential

“As a Promoter of Live Entertainment for some 42 years with a Whanganui background, I have always regarded the city as having good potential for local large-scale events, plus the all-important, regionally-marketed events that take in the Manawatū, central North Island and even Taranaki and Wellington.



The need is there for a multi-purpose venue that has been planned to encompass the particular staging, loading and production needs for high-level Entertainment, as well as meeting the usual requirements for Sporting and other activities (*Exhibitions, Themed Activities, etc*).

Palmerston North is the nearest city and has tended to be the regional base in the past, but it does not currently have such a facility, tending to rely on an older sports stadium as its only large resource. The Arena has been the main large indoor showplace in the region for years, but of late it seems to have fallen out of favour. So, there is an opportunity here.

We think there is a good potential for Whanganui to occupy such a space in the NZ venue scene – it all gets down to foresight of design, a willingness by the city as a whole to heavily promote the facility and good, solid support and management.”

## Donald Trott

### Background:

Founder and ex-Director of NZ Opera School

### Event numbers:

Donald has provided concert numbers including projections which go to inform the NPV analysis (*see Table 9 and Appendices One and Three*).

### Capacity and weather:

Donald is keen to use a covered Velodrome for concerts for which the Royal Opera House (*which has a capacity of 800*) would be too small.

Opera on the Water (2017/18) had 1,200 to 1,500 attendees. “Absolutely panicking over whether the rain would stay away or not, and insurance against rain is much too expensive. Fallout from cancelled concerts can be devastating – no comeback”.

Likely to stage a concert of this size every 2-3 years.

## Gioia Damosso (+ Koert Wegman)

### Background:

Whanganui Events promoter “Lost Art Event Management“, founder Whanganui Wine Club

### Event types and numbers:

Gioia has provided event types and numbers including projections which go to inform the NPV analysis (*see Table 9 and Appendices One and Three*).

**Event example:** On the Rocks Festival (*May 2020 – cancelled due to COVID-19!*)

"It's going to be a New Zealand boutique distillery [event], so you're looking at gins, whiskeys, vodkas, gourmet food trucks and live entertainment as well."

"Our vision is to attract people to Whanganui. We're working with local businesses to leverage off visitors who are here and make sure they go into local shops and restaurants. We want to build on what other event organisers have established in Whanganui to make it an event destination."

Using the Whanganui War Memorial Centre forecourt, separate afternoon and evening sessions were scheduled: targeting a crowd of 2000, with 1000 at each session, due to lack of capacity on the forecourt. The forecourt is uncovered – "rain would play havoc". "A covered velodrome would be the ideal venue – especially with its central location".

**Other Events Planned:**

"Whanganui is just booming at the moment and I think now is a really good time to push Whanganui as a destination spot even further. We're close to New Plymouth, Wellington and Palmerston North. Drawing a crowd of people to come eat, drink and dance isn't going to be too difficult."

A craft beer festival is also planned for the end of next year, and the company is looking to hold some future events in winter when traditionally fewer events are running.

## Qualitative and Quantitative Research - Rehabilitation

### Russell Simpson, Paul Malan

**Background:**

Chief Executive, Whanganui DHB, Mt Everest Marathon-runner and GM Service and Business Planning (*respectively*)

**Competition types and numbers:**

Russell and Paul have provided health and disability statistics including health costs which go to inform the NPV analysis (*see Appendix Four*)

**Whanganui's Disability Issues and Health programmes:**

In 2013 Whanganui had a higher rate than the national average with 27% of Whanganui people identified as disabled (*with an impairment lasting more than six months that affected carrying out day-to-day activities*). Paul: "This rate had risen over previous surveys so given the increasing aging population we could expect the rate could be higher today."

WDHB's Fit for Surgery – Fit for Life programme with ACC and Sport Whanganui targets people who need surgery but whose BMI is over 40 (*higher surgical risk of complication*) and navigates them to exercise options to bring their weight down. "It's a new programme that is working well - currently the FFS Navigator identifies exercise options (*gym, Splash Centre, walking groups etc*) for people and any additional exercise options are a most welcome addition to the menu of options available – e.g. the stroke and surgery rehabilitation programmes envisaged for the Velodrome".

*[Appendix Seven lists further individuals or groups to/with RVDT has presented/ consulted.]*

## User/Visitor Numbers and Nights

From the above interviews, event frequencies and user/visitor numbers/nights were established (see Table 7 for Cycling and Skating):

**Table 7: User/Visitor Numbers, Av. nights Stay – Cycling and Skating Events**

Cycling or Skating Event Type	Frequency every X yrs	Local	U S E R S			Total	Nights Stay	Av. Visitor Nights p.a.	Av spend per night		
			Rest NZ	International							
1 NZ Elite Cycling Champs	5	30	570	0	600	4	456	\$ 340			
2 NZ Age Group Events	3	50	950	0	1000	4	1,267	\$ 340			
3 Oceania Cycling Track Champs	6	30	470	100	600	4	380	\$ 340			
4 North Island Sec Schools Track Nationals	3	100	300	0	400	3	300	\$ 340			
5 One cycling International Event	2	10	90	100	200	5	475	\$ 340			
6 CNZ/Reg. Cyc. Perf. Hub Camps	0.17	10	20	0	30	6	720	\$ 340			
7 Regional Cycling events	0.10	20	30	0	50	0.24	72	\$ 340	per hour hire	hours	
8 School track training and racing, all youth	0.03	79	14	0	93	0.05	22	\$ 340			
9 Other cyclists	0.00	19	3	0	23	0.33	391	\$ 340	\$10	1	
10 Oceania Speed Skating Champs	4	10	110	120	240	5	288	\$ 340			
11 NZ Bank Track Championships	2	30	80	10	120	2	90	\$ 340			
12 World Speed Skating Champs	10	0	140	1260	1400	21	2,940	\$ 340	? Source		
13 Other Speed Skating Events	2	30	90	0	120	1	45	\$ 340			
14 World Masters Speed Skating	8	30	20	490	540	3	191	\$ 340			
15 Junior pre-Olympics Int'l Speed Skating Meet	4	5	25	30	60	5	69	\$ 340			
16 Club champs/speed club (2 p.w.)	0.04	30	5	0	35	0.05	7	\$ 340			
17 Mid-winter/grand prix competition	0.50	25	25	0	50	0.33	17	\$ 340			
18 4 main Other examples								\$ 340			
19 Yet Other non-cycling/speed-skating events	0.5	750	750	0	1500	1	1,500	\$ 340			
20 Regional Cycling Perf. Hub cash injection	1										
		1,258	3,692	2,110	7,061	1,500	61	9,229			

Cycling and skating events are colour-coded to distinguish them. Only users/visitors from the rest of New Zealand and internationally (*in yellow*) are included in the NPV spend calculations – spend by local users would be undertaken irrespectively and risks double-counting.

From the above interviews, event and total visitor numbers were identified (see Table 8 for Cycling and Skating):

Table 8: Events over 10 years, total Visitors – Cycling and Skating Events

No. of EVENTS	E V E N T N U M B E R S												
	Y1	Y2	Y3	Y4	Y5	Y6	Y7	Y8	Y9	Y10			
	2021	2022	2023	2024	2025	2026	2027	2028	2029	2030			
1 NZ Elite Cycling Champs	0	0	1	0	0	0	0	1	0	0			
2 NZ Age Group Events	0	1	0	0	1	0	0	1	0	0			
3 Oceania Cycling Track Champs	0	0	0	0	1	0	0	0	0	1			
4 North Island Sec Schools Track Nationals	0	1	0	0	1	0	0	1	0	0			
5 One cycling International Event	1	1	1	1	1	1	1	1	1	1			
6 CNZ/Reg. Cyc. Perf. Hub Camps	6	6	6	6	6	6	6	6	6	6			
7 Regional Cycling events	20	20	20	20	20	20	20	20	20	20			
8 School track training and racing, all youth	32	32	32	32	32	32	32	32	32	32			
9 Other cyclists - per day->year	23	350	350	350	350	350	350	350	350	350			
10 Oceania Speed Skating Champs	0	0	1	0	1	0	1	0	0	0			
11 NZ Bank Track Championships	0	0	1	0	1	0	0	0	1	0			
12 World Speed Skating Champs	0	0	0	0	0	1	0	0	0	0			
13 Other Speed Skating Events	1	1	1	1	1	1	1	1	1	1			
14 World Masters Speed Skating	0	0	0	0	1	0	0	0	0	0			
15 Junior pre-Olympics Int'l Speed Skating Meet	0	0	1	0	0	0	1	0	0	0			
16 Club champs/speed club (2 p.w.)	80	80	80	80	80	80	80	80	80	80			
17 Mid-winter/grand prix competition	2	2	2	2	2	2	2	2	2	2			
18 4 main Other examples	363	365	368	374	376	378	380	383	384	386			
19 Yet Other non-cycling/speed-skating events	0	0	0	0	0	0	0	0	0	0			
20 Regional Cycling Perf. Hub cash injection	0	0	0	0	0	0	0	0	0	0			
Total no. events	855	859	864	866	874	871	874	878	877	879			
EVENT	Frequency every X yrs	V I S I T O R N U M B E R S T O W H A N G A N U I (excluding Concerts + Kapa Haka)										% of Visitors	
1 NZ Elite Cycling Champs	5	-	-	2,280	-	-	-	-	2,280	-	-	4,560	6%
2 NZ Age Group Events	3	-	3,800	-	-	3,800	-	-	3,800	-	-	11,400	14%
3 Oceania Cycling Track Champs	6	-	-	-	-	2,280	-	-	-	-	2,280	4,560	6%
4 North Island Sec Schools Track Nationals	3	-	900	-	-	900	-	-	900	-	-	2,700	3%
5 One cycling International Event	2	950	950	950	950	950	950	950	950	950	950	9,500	12%
6 CNZ/Reg. Cyc. Perf. Hub Camps	0.17	i.e. 10 times	720	720	720	720	720	720	720	720	720	7,200	9%
7 Regional Cycling events	0.10		140	140	140	140	140	140	140	140	140	1,400	2%
8 School track training and racing, all youth	0.03		20	20	20	20	20	20	20	20	20	200	0%
9 Other cyclists - per day->year	0.003		390	390	390	390	390	390	390	390	390	3,900	5%
10 Oceania Speed Skating Champs	4	-	-	1,150	-	1,150	-	1,150	-	-	-	3,450	4%
11 NZ Bank Track Championships	2	-	-	180	-	180	-	-	-	180	-	540	1%
12 World Speed Skating Champs	10	-	-	-	-	-	29,400	-	-	-	-	29,400	36%
13 Other Speed Skating Events	2	90	90	90	90	90	90	90	90	90	90	900	1%
14 World Masters Speed Skating	8	-	-	-	-	1,530	-	-	-	-	-	1,530	2%
15 Junior pre-Olympics Int'l Speed Skating Meet	4	-	-	280	-	-	-	280	-	-	-	560	1%
16 Club champs/speed club (2 p.w.)	0.04	20	20	20	20	20	20	20	20	20	20	200	0%
17 Mid-winter/grand prix competition		20	20	20	20	20	20	20	20	20	20	200	0%
18 4 main Other examples		-	-	-	-	-	-	-	-	-	-	-	0%
19 Yet Other non-cycling/speed-skating events	0.50	-	-	-	-	-	-	-	-	-	-	-	0%
20													
		2,350	7,050	6,240	2,350	12,190	31,750	3,780	9,330	2,530	4,630	82,200	100%

Similarly, for Concerts and other Events, the interviews with promoters provided the bases for the below projections (*shown in Table 9*):

**Table 9:** Events over 10 years, total Visitors – Concerts and other Events

EVENT	0	C O N C E R T S & K A P A H A K A - Visitors											% of Visitors
		Y1	Y2	Y3	Y4	Y5	Y6	Y7	Y8	Y9	Y10	10yr Total	
		2021	2022	2023	2024	2025	2026	2027	2028	2029	2030		
1 Concerts - Les Kiriona - DJ	0.25	6,336	7,920	9,504	11,088	12,672	14,256	15,840	17,424	19,008	20,592	134,640	24%
2 Concerts - Les Kiriona - Reggae	0.5	4,224	6,336	8,448	10,560	12,672	14,784	16,896	19,008	21,120	23,232	137,280	25%
3 Concerts - Showcase Entertainment Group	0.33	2,925	2,925	2,925	2,925	4,875	4,875	4,875	4,875	4,875	4,875	40,950	7%
4 Kapa Haka (nationals) 2023	13	-	-	-	232,000	-	-	-	-	-	-	232,000	42%
5 Disability/Injury Clinics + Seniors	Daily	-	-	-	-	-	-	-	-	-	-	-	0%
6 Invictus Games	1	-	-	-	6,480	-	-	-	-	-	-	6,480	1%
7 Opera	3	1,950	-	-	1,950	-	-	-	1,950	-	-	5,850	1%
8												-	0%
9												-	0%
		15,435	17,181	20,877	265,003	30,219	33,915	37,611	43,257	45,003	48,699	557,200	100%
<b>Grand Total Numbers (Visitor Days)</b>		17,800	24,200	27,100	267,400	42,400	65,700	41,400	52,600	47,500	53,300	639,400	64,000 av. including Kapa Haka, 41k excluding
<b>% of Whanganui Total Visitors</b>		5%	7%	7%	72%	11%	18%	11%	14%	13%	14%		17% av. including Kapa Haka, 13% excluding

Appendix Three gives greater detail. Some observers, not from the events-promotion industry, have questioned the levels of concert/other event projected. The promoters are confident in the figures and growth projections supplied based on their industry experience and the following example/perspectives:

1. The lack of a large suitable outdoor, covered events centre in the lower North Island
2. Attending concerts is a major recreational activity of and priority for particularly the younger generations (*but increasingly for the Boomer generation as well*)
3. Over the 2019/20 summer, events were expected to pump \$53M into the Auckland economy from 18 of 30 varied events<sup>1</sup>
4. Forsyth Barr (*covered*) Stadium in Dunedin, almost NZ’s southern-most city, has had an estimated 2.5M people pass through its gates since the venue opened in 2011. This included about 800,000 people — at least 65% of them coming from outside Dunedin — who have attended concerts, international sporting fixtures and other major events under the roof. The numbers had helped pump an estimated \$273M into the city’s economy since 2011, including nearly \$30M in 2019 alone. “The reality is, hotels are booked out, seats on planes are booked out,

<sup>1</sup> NZHerald: *Auckland’s mega-buck summer: Events to pump \$53 million into economy*, 20 October 2019

restaurants are booked out, cabs are chocker. Not only were fans being drawn to Dunedin, but those already here were being encouraged to stay” - [Terry Davies, CE, Dunedin Venues].<sup>2</sup>

Promoters and RVDT are not in any way expecting or budgeting on Auckland or Dunedin numbers. Whanganui however is very centrally-located in New Zealand and has a lower North Island catchment population of 1.05M (2020 est.).

**HorizonResearch work:** Research undertaken by HorizonResearch in late 2019 of NZers who might attend any of 33 events listed, indicated e.g. 16 percent [margin of error – 3.1%] would “definitely consider attending” a rock concert, with concerts in total rising to 39 percent of New Zealanders 18+ in preference to sports events in total at 29 percent. HorizonResearch’s work in the past has been very accurate when extrapolated to obtain e.g. total audience numbers and impacts of urban transport requirements at the 2015 Rugby World Cup in Auckland.

It was intended to take this research further to include specific, more useful timeframes e.g. in next 12 months and specific months. It was hoped that this might occur concurrently with SGL’s review to help fill information gaps.

**Rehabilitation programmes:** and their estimated impact in terms of Health Costs Avoidance is shown in Appendix Four. The number of annual users is estimated at 18,000 with health-costs savings over the 10-year period at \$7M – these numbers are likely to be significantly under-estimated.

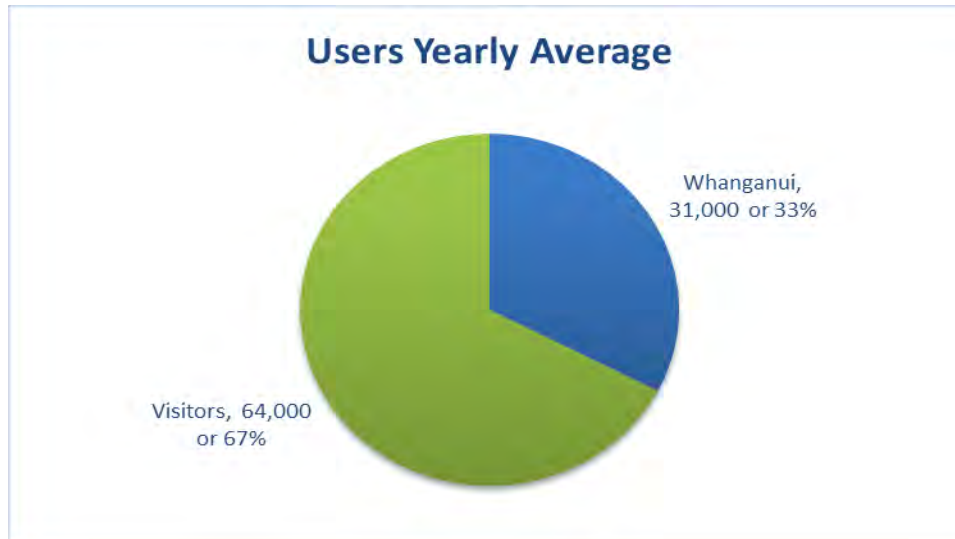
Key drivers include reduction in Assessment, Treatment & Rehabilitation Clinic (AT&R), Ward and Outpatients resource usage.

---

<sup>2</sup> ODT: [Forsyth Barr] Stadium will take on Christchurch, 19 December 2019

Over the next 10 year-period the average visitor contribution to the velodrome user total when re-surfaced and roofed is projected at around 64,000 or 2/3 (shown in Fig. 2). This would increase Visitor Nights in Whanganui by c. one-quarter.

**Fig. 2:** Users projected Yearly Average



**Fig. 3:** Projected average Annual Increase in Visitor Nights



If Kapa Haka nationals is added in 2023, the proportion of Visitors rises to 72%.

At this stage, RVDT is unaware of any other project or concept which might deliver such numbers. Neither WDC nor Whanganui and Partners have given indications of any possibilities.

## The Economic and Financial Case

The Economic and Financial Case takes the results of the above interviews and models the current and projected volumes in a 10-year NPV.

### Key NPV Assumptions and Main Data Sources

A 10-year Net Present Value (NPV) analysis has been undertaken. Its key assumptions and main data sources include (see *Table 10*):

**Table 10:** Key NPV Assumptions

Key Assumptions and Drivers	Explanation
No event cannibalisation	Events held at other Whanganui facilities will not be cannibalised – unless their needs are truly not being met. If anything, these facilities should instead be complemented by a covered velodrome.
The track needs to be replaced sooner rather than later	Year One logistically is best, immediately after the roof has been added, and that's been included in the capex which stands at \$26.3M including contingencies (10%).
Qualitative and quantitative research	Current and potential end users were interviewed regarding likely usage levels, frequency, event types, fees, facility requirements, etc. Estimates in almost all instances are conservative. These end users were interviewed, usually 3-4 times.
Net Present Value analysis over a 10-year period is used	“Net” as in Income Net of expenses and “Present Value” as in today’s dollars – a dollar received or spent in 10 years’ time isn’t worth as much as a dollar received or spent today or tomorrow. The future value is discounted because of the delay in spend or receipt. Discount rate used here is 4.5% per year – same as used for the Sarjeant Gallery.
Visitor Spend	MBIE and Tourism New Zealand stats for the Year ended 2018 for the Whanganui RTO on Domestic and International Visitor numbers and spend (reduced initially by 30% to be conservative) are used as the basis for spend projections.
A Multiplier II of 2.31* is applied	Multiplier I includes changes in sales, jobs, income in industries supplying Whanganui tourism-related firms; Multiplier II includes Multiplier I <u>plus</u> the additional spend by employees in those tourism-related firms, e.g. by the chefs and motel cleaners etc. [This is a slightly more conservative Multiplier than that used for the Sarjeant Gallery of 2.4.] These Multipliers are real and need to be included – it’s all about the jobs being created.



Trust operates venue independently of Council

- working with Council's Events arm. No more funding including for ongoing operational costs other than the initial \$1M promised is requested

Avantidrome in Cambridge serves as working template

Invercargill was considered, but Whanganui is more closely aligned to the Cambridge model with no court sports. [ILT Stadium has a staff of over 30 – the facility includes a velodrome but it is heavily reliant on court sports and so more closely resembles Sport Whanganui, its two stadia and additional facilities in its cost, staffing and operational structure.

## Main NPV results

A Net Present Value of **\$174M** is calculated for the next 10-year period (*see Appendix 1*).

This assumes a total capital cost of **\$26.3M** (including new track surface, speedskating track, extended Snell Pavilion brought down to street level to improve access and utility, facilities incl. sound/lighting for concerts and other major events, extended decking and viewing lounge and a 10 per cent contingency).

The NPV has been revised up from \$124M in January 2020 on the basis of increased capex on capacity (*up from \$19.1m*) which RVDT believes better reflects concert and other main event potential and assumes average concert and other event sizes of 3,800 (*capacity 6,000+*), up from 2,100 and more realistic spend levels:

- Payback Period of 2.0 years
- Spend has only been scaled back 5 percent on actual average Domestic and International Spend in Whanganui in 2018 (*vs 30% previously - to be extra conservative*)
- The NPV value is the equivalent of around an average 470 jobs annually
- Uses a Discount Factor of 4.5 per cent
- Adopts a conservative Multiplier of 2.31
- Net Cashflow for the Velodrome is positive from Year One – averaging \$800k per year.

Fig. 4 opposite shows the breakdown of revenue to the region: Concerts provide just over half (58%) of projected revenue followed by Cycling then Skating at 16 and 12 percent respectively.

Concerts offers the biggest opportunity but the contributions of Cycling and Skating are significant (*HorizonResearch's preliminary results points to a similar weighted mix*).

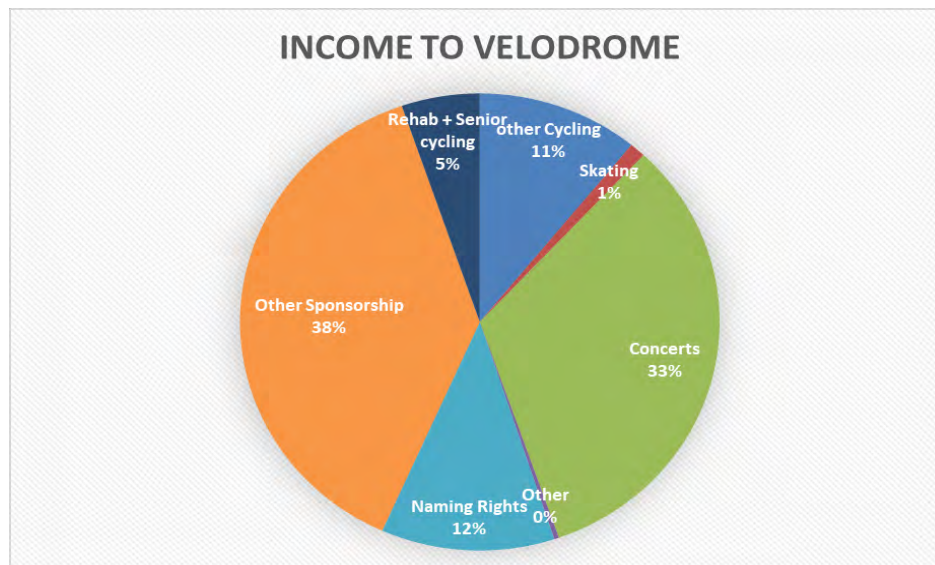
RVDT's conclusion is that Cycling (*and Skating to a lesser extent*) won't work without Concerts for a successful venue, and *vice versa*.

Below in Fig. 5, Naming Rights and other Sponsorship make up half of Income to the velodrome – this latter proportion is very similar to the Avantidrome (see section: **Avantidrome as Template** below) but only half its dollar level and will be a major priority of the Velodrome team.

Fig. 4: Velodrome Revenue to Region



Fig.5: Income to Velodrome



Revenue spread is wider than for the Avantidrome in that it can't hold concerts (*or rather the current schedule won't allow it, with cycling programmes under way 15 hours per day during the week and 12 hours per day on weekends*).

NPV Options 0 - 3

WDC asked for a range of options. Note: they are Needs-based and set out below (see Table 11):

Table 11: NPV Options 0 – 3

O P T I O N S				
	"Zero" - do Nothing --> Ultimate Demolition	One - Protect Track Cycling only	Two - Cycling, Skating, Concerts - Basic	Three - Cycling, Skating, Concerts - Full
<b>Needs</b>		Cycling excl. International Events	Cycling Skating Concerts some Others	Cycling Skating Concerts more Others
<b>Capex Components</b>	<i>\$m</i> Maintenance 0.09 Other (Staff) 0.35 Demolition (Yr 3) -1.5 Write-off -2.1	Site prep, roof, TR lids \$m 12.2 Comp.+CNZ facilities 1.0 Lighting frame + lights 0.2 New Track 1.3 TOTAL incl 10% contingency 14.6	Option One plus .... \$m Tunnel ext + Scissors lift 1.0 Infill D + Arena Finish 0.7 Snell Pavilion + Ctrl Rm 1.5 Concourse, Sound, LED 0.8 Deck+Bleaches (.3), PerimScreen (.25) 0.5 TOTAL incl 10% contingency 19.1	Option Two plus .... \$m larger Snell Pavilion 2.1 Professional fees 3.0 Tracks Finish 0.9 Full Deck+Bleaches+ViewLounj 1.2 TOTAL incl 10% contingency 26.3
<b>10-yr NPV to Region</b>	\$M -3.6	\$M 20	\$M 124	\$M 174
<b>Payback period</b>		5.3 years	2.0 years	2.0 years
<b>Cashflow to Velodrome per year</b>	<i>\$M p.a.</i> -0.17 to -0.20 Average -0.18	<i>\$M p.a.</i> 0.00 to 0.08 Average 0.05	<i>\$M p.a.</i> 0.46 to 0.64 Average 0.56	<i>\$M p.a.</i> 0.87 to 0.77 Average 0.81

A fuller description is provided below in next Table 12:

**Table 12:** Options 0 -3 fuller Description

OPTIONS	DESCRIPTION/COMMENT
OPTION ZERO	Literally Do Nothing; Demolition at best two years away
OPTION ONE	<p>Which caters just for cycling but with no international events assumes sufficient infrastructure (<i>offices/toilets/bike storage under the track</i>) to entice two CNZ staff to Whanganui. NPV is estimated at \$20M over 10 years which means a payback period of 5 years for the region. Attracting lower sponsorship levels is assumed. Cashflow to the velodrome itself is marginally positive. Capital funding options significantly reduced. Likelihood of WDC having to contribute to much more capital and to operational costs.</p> <p>Note that a membrane roof with lids over tension rings costs \$12.7M [Apr 2020 est.] – a “tin” roof will cost only \$0.4M less, accompanied by condensation, safety and viewing problems plus significantly higher operating costs (<i>e.g. need for artificial lighting throughout the day</i>)</p>
OPTION TWO	Cycling, Skating, Concerts and some Other Events - assumes a filled in D to enable concerts in the centre, skating track, an expanded Snell Pavilion, concourse, sound facilities and LED lighting displays, some bleachers, etc and average concert audiences of 2,100. NPV of \$124M over 10 years ( <i>or 6 times Option One</i> ) is calculated; payback period decreases to 2 years. ( <i>Up 25% and average spend still 20% below current visitor spend.</i> )
OPTION THREE	Cycling, Skating, Concerts and more Other Events e.g. expos, weddings - assumes further expansion of the Snell Pavilion and down to street level, more bleachers and deck plus viewing lounge to cater for larger audiences, etc and average concert audiences of 2,500 excluding Kapa Haka - NPV of \$153M and but average spend still 5% below current visitor spend. If we consider average audience size of 3,000 = NPV is \$162M; 3,800 audience is \$174M which is the figure used in this Business Case after initial work by HorizonResearch ( <i>with audience capacity of 6,000</i> ).

**Multiplier Matrix (weighted and adjusted)**

The Multiplier II Matrix used has been determined as follows (see Table 13):

**Table 13:** Weighted Multiplier Matrix

ADJUSTED MULTIPLIER MATRIX											
	Other NZ				Adj. Multiplier by Weighting	International*				Adj. Multiplier by Weighting	Assumption
	%^	Type	Multiplier II	Weighting		%	Type	Multiplier II	Weighting		
Accommodation*	7.3%	Service	4.56	100%	0.33	15%	Service	4.56	100%	0.66	x2 local
Cultural, recreation, etc	2.2%	Service	4.56	100%	0.10	7%	Service	4.56	100%	0.30	x2 local
Food & beverage services	12.5%	Service	4.56	100%	0.57	13%	Service	4.56	100%	0.57	
Other passenger transport*	5.6%	Service	4.73	100%	0.26	6%	Service	4.73	100%	0.26	
Other tourism	7.9%	Service	4.56	100%	0.36	8%	Service	4.56	100%	0.36	
Alcohol, food and beverages - retail	16.9%	Other	4.56	50%	0.39	9%	Other	4.56	50%	0.22	1/2 local
Fuel & other automotive	10.2%	Other	4.73	10%	0.05	10%	Other	4.73	10%	0.05	
Retail other	37.5%	Other	4.56	15%	0.26	33%	Other	4.56	15%	0.23	
	100.0%				2.31	100%				2.65	

\*Other NZ as proxy with adjustments

Other NZ/International Matrix (with weighting) = 2.44 excludes concerts and Kapa Haka which could push it lower to 2.31 proxy

\* Economic Impacts of Transport & Tourism in New Zealand: An Input-Output Multipliers Approach, T. Tantirigama (Ministry of Transport) & M Taniguchi-Singh (Ministry of Tourism) 2009.

^ PIVOT-TABLE\_Dom\_Product\_series\_January-2019

**Multipliers** are summary measures used to estimate the total impact on the local economy or local industries due to changes in the output of one industry. **In this case that industry is the Events Industry.** Multipliers are designed to quantify the **direct, indirect** and **induced** impacts of policies/projects in an economy. **Direct** impacts or effects are, in this example, the new employees (FTEs) of the Events Centre and the out-of-town visitors to/users of the site and their total spend. [No account is taken of the impact of spend by construction crews]. **Indirect** effects (or **Multiplier I**) includes changes in sales, jobs, income in industries supplying e.g. the motels or the cafes which these visitors or new employees frequent. **Multiplier II** includes Multiplier I plus the additional spend by employees in those visitor-related firms, e.g. by the chefs and motel cleaners etc. In other words, we are here evaluating the total economic impact to Whanganui and region of the new operation, making sure that we back out any output not produced locally i.e. “imported”, so as not to double-count and overstate the impact.

The 4.53 and 4.73 Multipliers are those determined by Tantirigama and Taniguchi-Singh of Min. Transport and Min. Tourism for those NZ industries respectively. They are for NZ as a whole, but will be lower depending upon the size of the region and the extent to which spend in the region is on goods “imported” to it from other regions or from overseas.

Here “Other NZ” Visitors Multipliers have been weighted by the total actual spend by “Other NZ” Visitors to Whanganui in 2018 and the weightings added to achieve a Weighted Multiplier of 2.31. Adjustments have been made for the International Spend mix, resulting in a Weighted Multiplier of 2.44. In the interests of staying conservative, the lower “Other NZ” Multiplier of 2.31 has been used as the proxy for all Visitors.

### Average Visitor Spend Driver

The following average daily Visitor spend levels (\$340) have been used in the NPV calculation (using Whanganui District RTO results for 2018, see Table 14):

**Table 14:** Average Daily Visitor Spend

Annual Tourism Spend by TA - year to Dec 2018 (Whanganui District - RTO)					
	\$m	Visitor No.	Av Spend	Av Days	Av \$/day
Whanganui - Domestic	109	162,600	\$ 670	1.87	\$ 358
Whanganui - International	23	43,600	\$ 533	1.50	\$ 355
	132	206,200	\$ 641		\$ 358
					cf. \$372 from MBIE, 2014

assume for <b>Cycling/Skating</b> reduced opportunity to spend by 5% --->	\$ 340
assume for <b>Cycling/Skating</b> reduced opportunity to spend by 5% --->	\$ 340
assume for <b>Concerts</b> reduced opportunity to spend by ~ 5% --->	\$ 340

Type I Multiplier (Tantirigama & Taniguchi-Singh) [takes into consideration all direct and indirect effects due to first round of spending]	2.15
Type II Multiplier (Tantirigama & Taniguchi-Singh) [takes into account, in addition to direct and indirect effects, the extra activities generated in the economy by the expenditure of sector employees]	4.56
applied	2.31

... the Transport and Tourism Ministry economists add re Multipliers: “One of the best known results of input-output analysis is its ability to derive multipliers using supply and use sides of the national accounts. Supply and use sides are measured using internationally-accepted principles which are known as System of National Accounts – SNA93 (UN 1993). Therefore multipliers derived using input-output analysis are consistent with SNA93”.

## NPV Comparisons with other Projects and other Reports

**Sarjeant Gallery:** The 10-Year NPV of \$175M for a re-surfaced and covered multi-purpose events centre compares with a \$99M estimated NPV benefit by Brent Wheeler Group for the Sarjeant Gallery earthquake-strengthening and extension over the “life of the asset” in 2013.<sup>3</sup> A Discount Rate of 4.5 percent and Multiplier II of 2.4 were used.

**APR Consultants:** In 2008 APR Consultants under an NPV analysis of a covered velodrome (which it updated in 2011).<sup>4</sup> It gave a value of c\$80m over 20 years (remember that was 2008 dollars and that only began with one concert per year rather than 9, building by one per year). It did not include re-surfacing the track.

This writer was unaware of the existence of the APR report until he had completed his own NPV analysis.

The APR report considered three options: One – *status quo*; Two – covering the venue for Cycling only; Three – hosting a range of sporting and non-sporting events (*incl. concerts*). Its summary of the three options is in Table 14:

**Table 14:** APR’s Summary of Options

Option	Conclusions
<i>One – Status Quo</i>	“Not practical, since Whanganui has already lost almost all major national and international cycling events and will not regain these until the city has a fully-enclosed velodrome”
<i>Two - Cycling only</i>	“Acceptable to cycling, but would only deliver intermediate economic benefits. Notably, indoor athletics and speedskating disciplines which are up-coming sports would not benefit. Most importantly, does not allow for any hosting of non-sporting events”
<i>Three – Sporting and non-Sporting Events</i>	“Most expensive development option ... but will generate the greatest economic impact. This option is appealing to commercial sponsors and would therefore lessen the potential burden on ratepayers. The possibility of athletes from out-of-district and/or internationally-based professionals coming to Whanganui will create impacts attributable to accommodation, food and beverages and transport spending <i>inter alia</i> . The same applies to national- or international concerts ... Only Option Three has the ability to attract significant sponsorship and advertising, thereby lessening the burden on Whanganui ratepayers and providing a growing enterprise that will potentially boost the District’s economy.” [The Report talks of the “Virtuous cycle of tourism investment and growth”]

<sup>3</sup> Brent Wheeler Group: *Sarjeant Gallery Te Whare O Rehua Whanganui – Cost Benefit Evaluation*, 6 April 2013.

<sup>4</sup> APR Consultants: *Benefit-Cost Analysis (BCA) for Proposed Events Centre of New Zealand*, October 2008

## Outlining the Commercial and Operational Case

### Avantidrome as Events and Usage Template

**Weekly Schedule:** how typical weekly bookings at the Whanganui Regional Events Centre are planned to look in Year Three is shown below (in Table 15). It is modelled on the Avantidrome in Cambridge which has recently increased its hours of operation to 15 hours per day during the week and to 12 hours per day on weekends.

**Table 15:** Whanganui Regional Events Centre Weekly Schedule (Year Three)

VELODROME WEEKLY BOOKINGS														Year 3	
(excl concerts and one-off events)															
	Monday		Tuesday		Wednesday		Thursday		Friday		Saturday		Sunday		Total
	User	No.	User	No.	User	No.	User	No.	User	No.	User	No.	User	No.	
5 a.m. - 6 a.m.															0
6 a.m. - 7 a.m.	Local	6					Local	8							14
7 a.m. - 8 a.m.	Local		Local	6			Local						Varied Activities Expos Etc	6	0
8 a.m. - 9 a.m.	Trikes	4	Local				Ride For Health	10	Trikes	4	Ride For Health	6	Varied Activities Expos Etc	24	0
9 a.m. - 10 a.m.	Trikes		Senior Citiz	8	High Perf	10	Ride For Health		Trikes		Ride For Health		Varied Activities Expos Etc	18	0
10 a.m. - 11 a.m.	High Perf	12	Senior Citizens		High Perf		ACC	6	Elderly Programme	10	Open Training	15	Varied Activities Expos Etc	43	0
11 a.m - 12 p.m	High Perf		High Perf	10	High Perf		Arthritis Etc	6	Elderly Programme		Open Training		Varied Activities Expos Etc	16	0
12 p.m - 1 p.m	High Perf		High Perf				Open Training	15	High Perf	12	Open Training		Varied Activities Expos Etc	27	0
1 p.m - 2 p.m	Schools	10	High Perf		Schools	10	Open Training		High Perf		Learn To Ride Programme	10	Open Training	20	50
2 p.m - 3 p.m	Schools		Schools	10	Schools		Schools	8	High Perf		Learn To Ride Programme		Open Training		18
3 p.m - 4 p.m	ACC	4	Schools		Development Squad	8	Schools		Development Squad	12	Carnival	30	Open Training		54
4 p.m - 5 p.m	Arthritis Etc	4	Local	10	Development Squad		Open Training	12	Development Squad		Carnival		Open Training		26
5 p.m - 6 p.m	Local	10	Local				Open Training		Schools Rac	15	Carnival		Corporate Ra	32	57
6 p.m - 7 p.m	Local		Corporate Training	16	Racing Speed Skate	20	Corporate Speed Skater	20	Schools Racing				Corporate Racing		48
7 p.m - 8 p.m	Junior Squad	10	Corporate Training		Racing Speed Skaters		Corporate Speed Skaters								10
8 p.m - 9 p.m	Junior Squad		Local	6											6
9 p.m - 10 p.m.															0
10 p.m - 11 p.m.															0
11 p.m - 12 p.m.															0
<b>Total</b>		<b>60</b>		<b>66</b>		<b>73</b>		<b>97</b>		<b>53</b>		<b>61</b>		<b>52</b>	<b>462</b>

There are 16 different cycling events or groups and 3-4 skating events over seven days up to 15 hours on some days, including: individual cyclists and skaters, open training, cycle races, carnival races, Trikes for rehabilitation (e.g. knees, arthritis, strokes), Senior citizens classes, Rides for Health programmes, ACC-sponsored classes, Schools training and racing (e.g. Avantidrome has teams from 40 schools racing on a Friday night), Learn to Ride programmes, Junior & Development Squads, speed skating races, High-performance training and racing, Corporate Teams training and racing (BNZ is now in its 7th year of sponsoring this at the Avantidrome).

Ex-Olympian cyclist Cath Cheatley, who introduced Schools programmes to the Avantidrome, is now beginning such programmes here in Whanganui. Whanganui Collegiate has just raised cycling to a Tier One sport, with 20 pre-enrolments (before COVID-19).

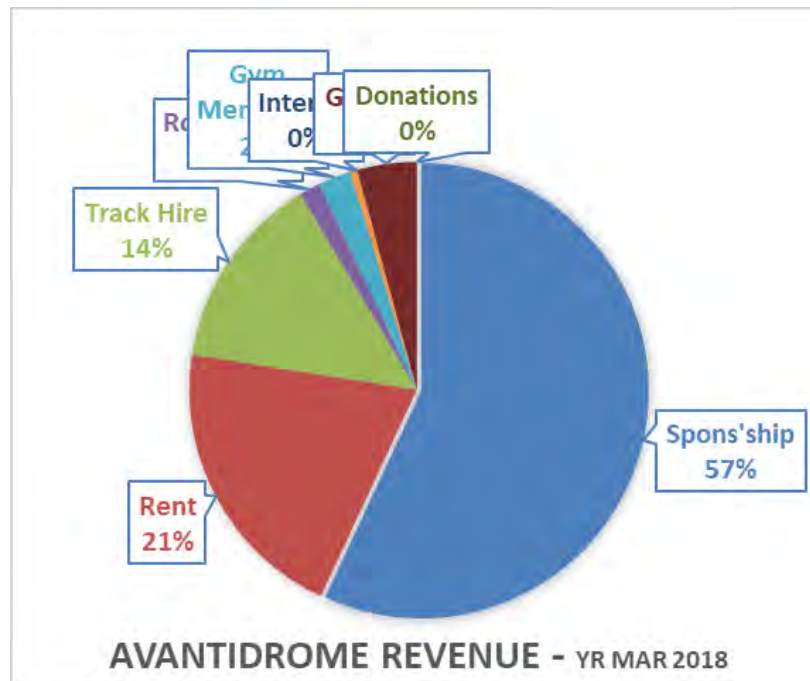


Aaron Ure hosts a Rehabilitation Programme (after e.g. Strokes, knee surgery) at the Avantidrome utilising trikes and wishes to assist any Whanganui programme.

The Schedule serves as input to the NPV model: scaling back for Years 1 and 2 and scaling up after Year 3.

**Revenue mix:** Avantidrome’s revenue mix for 2018 is shown in Fig. 6. Just over half came from Sponsorship (including Naming Rights) and other advertising. Whanganui is planning for a lower proportion and less than half of the Avantidrome’s 2018 levels. Whanganui’s Revenue breakdown for Year 3 is shown in Table 16.

**Fig. 6:** Avantidrome Revenue Mix – 2018



**Table 16:** Revenue Mix Comparison to Whanganui

AVANTIDROME		cf Whanganui in 2025	
Revenue	\$		
Spons'ship	1,637,495	57%	850,000 46%
Rent	590,167	21%	150,000 8%
Track Hire	402,171	14%	317,650 17%
Room Hire	43,045	1%	0% 0%
Gym Mem'ship	66,750	2%	0% 0%
Other	14,137	0%	547,210 29%
Interest	477	0%	0% 0%
Grants	121,416	4%	0% 0%
Donations	100	0%	0% 0%
	2,875,758	100%	1,864,860 100%

\* Gold to Bronze - see p14 of Annual Report for list

While \$850k from Sponsorship (including Naming Rights) and other advertising is a substantial amount, Avantidrome has over 60 national and regional sponsors of whom many of the national sponsors are likely to want to replicate their programmes here in Whanganui and there is interest from a number of regional/lower North Island businesses.

RVDT has been utilising the services of the Giblin Group here in Whanganui - Giblin successfully led the significant fundraising efforts for the Sarjeant Gallery earthquake-strengthening and extension. Sports sponsorship is effective: Rabobank, in sponsoring cycling teams in Europe, rated its sports-sponsorship marketing as 11-times more effective than its standard marketing efforts.

### Project Milestones Completed

Most of the major project milestones have been completed, what remains are internal building components, their design configuration and building consent (see Table 17).

**Table 17:** Project Milestones Completed

Project Preparation Status	Completed/TBD
Resource Consent	Yes
Canopy Design	Yes
Canopy Wind-tunnel Testing	Yes
Archaeological Clearance	Yes
Foundation Investigation + Geotechnical Report	Yes
Foundation Design	Yes
Lighting Design	Yes
Fire Services' assessment and design recommendations	Yes
QS Estimates	Yes
Internal Building (incl. Snell Pavilion) Components + Configuration	TBD
Building Consent	TBD

## Latest Capex Projections

All of the capital expenditure projections were updated (by BQH Quantity Surveyors) in April 2020. Estimates for Consent and Consultant Fees, which were not included in earlier estimates, have been added (as well as a re-surfaced track). The total estimate (see Table 18) is \$26.27M, which is the same as that submitted to the Government's 'Shovel-ready' Infrastructure Scheme.

All previous estimates have involved much cost-cutting and consequent shortcomings (creating less potential for the Region) based on somewhat arbitrarily-imposed conditions on what capex was "acceptable" without due consideration to the possible benefits.

**Table 18: Capital Components valued at April 2020**

Capital Component	\$M
Construction – Roof + Screens	12.66
Construction – new Snell Pavilion + decks/viewing lounges^	3.44
Construction –Tunnels + Concourse	1.51
Construction – Cycling + Skating Tracks + Site	2.49
Construction – Sounds, lighting, etc	1.08
Land	n.a.
Professional Fees	2.70
Contingency (10%)	2.39
<b>TOTAL</b>	<b>26.27</b>

^ To lower Snell Pavilion to street level and reconfigure (it currently is sited in a raised natural amphitheatre – lowering it will bring it down to city level, improve access and provide space for more related facilities)

## Funding

Both the previous National Government and the current Labour-led Government before its election pledged to provide \$6M to act as the catalyst for further funding. Pre COVID-19, WDC has allocated \$1M, various trusts \$2.8M, NZ Lotteries indicative \$4M, corporates \$2M = c.\$16M. At the time (March 2018) the capex estimate stood at \$15.7M excluding track replacement. Since then it has become abundantly clear that the track needs re-surfacing (\$1.5M) – roofing the Velodrome will not stop the rot and all-important speed and safety are increasingly compromised. Also, previously a fuller Snell Pavilion reconfiguration including lowering to city level was not included, largely due to capex restrictions. The Government is now recommending that WDC applies through the PGF – that application has not yet been made.

The promises of funding outlined were made conditional on the facility being upgraded to multi-purpose. There was little appetite to fund a cycling-only venue.

RVDT continues to utilise the services of the Giblin Group. The Group successfully led the significant fundraising efforts for the Sarjeant Gallery's earthquake-strengthening and extension which is now underway.

## Appendix One: Summary NPV

### WHANGANUI VELODROME ROOF - DISCOUNTED CASHFLOW MODEL

Key Driver Assumptions:	Year	2021	2022	2023	2024	2025	2026	2027	2028	2029	2030
1 Visitor and revenue growth				2.5%	2.5%	2.5%	2.5%	2.0%	2.0%	2.0%	2.0% not utilised
2 Capital cost (\$m)	26.3										
	2021	2022	2023	2024	2025	2026	2027	2028	2029	2030	
CAPITAL EXPENDITURE	\$m	\$m	\$m	\$m	\$m	\$m	\$m	\$m	\$m	\$m	
Site prep + Roof	(11.012)										
Perimeter Screen (full)	(1.648)		0.000								
Existing Tunnel Extension	(0.182)										
Club and Control Facilities (Snell Pavilion)	(3.438)										
New Tunnel + Scissors Lift	(0.797)										
Infill D/Level Arena (Earthworks)	(0.313)										
Arena Finish	(0.317)										
Competitor toilets	(0.231)										
Construction-related fees	(2.700)										
Lighting frame	(0.752)										
LED lighting	(0.326)										
Vesmaco Finish	(0.363)										
Concourse	(0.301)										
New Track	(1.500)										
10% Contingency	(2.388)										
<b>Total Capital Expenditure</b>	<b>(26.268)</b>	<b>0.000</b>	<b>0.000</b>	<b>0.000</b>	<b>0.000</b>	<b>0.000</b>	<b>0.000</b>	<b>0.000</b>	<b>0.000</b>	<b>0.000</b>	
RECURRING EXPENDITURE											
See Recurring Expense Worksheet	(0.838)	(0.858)	(0.931)	(0.919)	(1.127)	(1.103)	(1.188)	(1.299)	(1.372)	(1.360)	
Miscellaneous		0.000	0.000	0.000	0.000	0.000	0.000	0.000	0.000	0.000	
<b>Total Recurrent Expenditure</b>	<b>(0.838)</b>	<b>(0.858)</b>	<b>(0.931)</b>	<b>(0.919)</b>	<b>(1.127)</b>	<b>(1.103)</b>	<b>(1.188)</b>	<b>(1.299)</b>	<b>(1.372)</b>	<b>(1.360)</b>	
RECURRING REVENUES											
Cycling - revenue to Whanganui	1.888	5.599	3.709	1.928	7.436	2.193	2.212	7.724	2.255	4.072	
Speed skating - revenue to Whanganui	0.071	0.071	1.334	0.071	2.322	23.204	1.192	0.071	0.213	0.071	
Other 4 key events - revenue to Whanganui	5.548	6.648	8.173	28.565	11.884	13.039	14.193	15.773	16.503	17.656	
Other - revenue to Whanganui	0.510	0.510	0.510	0.510	0.510	0.765	0.765	0.765	0.765	0.765	
Operational Staff Spend	1.157	1.157	1.157	1.157	1.620	1.620	1.620	2.083	2.083	2.083	
Regional Cycling Perf. Hub staff	0.347	0.347	0.347	0.347	0.347	0.579	0.579	0.579	0.579	0.579	
Health Costs Avoidance	0.650	0.657	0.663	0.670	0.676	0.683	0.690	0.697	0.705	0.711	
Cycling - fees to Velodrome	0.125	0.153	0.154	0.153	0.197	0.177	0.191	0.239	0.223	0.253	
Speed skating - fees to Velodrome	0.009	0.009	0.030	0.009	0.026	0.045	0.026	0.009	0.012	0.009	
Other 4 key events fees to Velodrome	0.311	0.372	0.431	0.509	0.547	0.592	0.638	0.683	0.728	0.774	
Other - fees to Velodrome	0.000	0.005	0.005	0.005	0.005	0.007	0.007	0.007	0.007	0.007	
Naming rights/sponsorship of Velodrome	0.200	0.200	0.200	0.200	0.200	0.200	0.200	0.200	0.200	0.200	
Other Sponsorship/ was Rehabilitation Pr	0.650	0.650	0.650	0.650	0.650	0.650	0.650	0.650	0.650	0.650	
Rehabilitation Prog. Fees	0.085	0.086	0.087	0.088	0.090	0.091	0.092	0.093	0.094	0.096	
Regional Cycling Perf. Hub cash injection	0.150	0.150	0.150	0.150	0.150	0.250	0.250	0.250	0.250	0.250	
<b>Total Recurrent Revenues</b>	<b>11.700</b>	<b>16.613</b>	<b>17.599</b>	<b>35.011</b>	<b>26.660</b>	<b>44.096</b>	<b>23.305</b>	<b>29.823</b>	<b>25.267</b>	<b>28.175</b>	
TOTAL CASH FLOWS											
	(15.406)	15.755	16.668	34.092	25.533	42.993	22.117	28.524	23.896	26.816	
Discount Factor @ 4.5%	1.0000	0.9569	0.9157	0.8763	0.8386	0.8025	0.7679	0.7348	0.7032	0.6729	
DISCOUNTED CASH FLOWS											
	(15.406)	15.077	15.263	29.875	21.411	34.500	16.984	20.960	16.803	18.044	
NPV (before tax)	173.510	million	IRR	125%	Payback Period (yrs)	2.0	11.3% of Whanganui's GDP				
<i>Assumptions in detail (see accompanying Worksheets)</i>											
ACCUMULATED DISCOUNTED CASHFLOW	(15.406)	(0.329)	14.934	44.808	66.219	100.719	117.702	138.662	155.466	173.510	
Net Cashflow to Velodrome	0.691	0.766	0.775	0.844	0.738	0.910	0.866	0.832	0.793	0.879	
<b>Multiplier II in effect, less imports</b>	<b>2.31</b>										
<b>Jobs at Velodrome</b>	<b>4.5</b>	<b>4.5</b>	<b>4.5</b>	<b>4.5</b>	<b>5.5</b>	<b>5.5</b>	<b>5.5</b>	<b>6.5</b>	<b>6.5</b>	<b>6.5</b>	
<b>FTEs after Multiplier II - assuming</b>	<b>337</b>	<b>341</b>	<b>345</b>	<b>667</b>	<b>478</b>	<b>770</b>	<b>379</b>	<b>468</b>	<b>375</b>	<b>403</b>	
Whanganui av. salary of \$44,800	5	341	345	671	483	776	385	474	382	409	
Source : PayScale NZ 2019											
<b>Jobs at Velodrome</b>	<b>4.5</b>	<b>4.5</b>	<b>4.5</b>	<b>4.5</b>	<b>5.5</b>	<b>5.5</b>	<b>5.5</b>	<b>6.5</b>	<b>6.5</b>	<b>6.5</b>	
<b>FTEs w/o Multiplier</b>	<b>114</b>	<b>96</b>	<b>100</b>	<b>470</b>	<b>161</b>	<b>245</b>	<b>142</b>	<b>167</b>	<b>157</b>	<b>155</b>	

## Appendix Two: CapEx and Recurring Revenue/Expenditure

### WHANGANUI VELODROME - CapEx and Recurring Expenditure

sources: Central NZ Regional Velodrome project - Business Plan 2017 v5; Elemental Cost Brakdown (1 March 2018)

CapEx Item	Cost (\$m)*
1 Site prep + Roof	11.01
2 Perimeter Screen (full)	1.65
3 Existing Tunnel Extension	0.18
4 Club and Control Facilities (Snell Pavilion)	3.44
5 New Tunnel + Scissors Lift	0.80
6 Infill D/Level Arena (Earthworks)	0.31
7 Arena Finish	0.32
8 Competitor toilets	0.23
9 Construction-related fees	2.70
10 Lighting frame	0.75
11 LED lighting	0.33
12 Vesmaco Finish	0.36
13 Concourse	0.30
14 New Track	1.50
15 10% Contingency	2.39
	<u>26.27</u>

\* latest estimates 2017

Recurring Expenses	Cost (\$m)*											
	Y1	Y2	Y3	Y4	Y5	Y6	Y7	Y8	Y9	Y10		
1 Site prep + Roof												
- cleaning (100% external surface every 2nd year)			0.04		0.04		0.04		0.04			
- cleaning 33% every year		0.02	0.02	0.02	0.02	0.02	0.02	0.02	0.02	0.02	0.02	
- cleaning (100% internal surface every 3rd year)				0.06			0.06				0.06	
- cleaning (spot, as req'd)			0.02			0.02			0.02			
- cleaning Total		0.02	0.08	0.07	0.06	0.04	0.12	0.02	0.08	0.07		
2 Perimeter Screen (full)												
4 Club and Control Facilities (Snell Pavilion)												
9 Construction-related fees												
10 Lighting (power)	0.040	0.040	0.040	0.040	0.040	0.040	0.040	0.041	0.040	0.041	variable with usage (@	50%
12 Rehabilitation staff	0.120	0.120	0.120	0.120	0.120	0.120	0.120	0.120	0.120	0.120		
13 Administration x2 (replaced by line 17)		0.000	0.000	0.000	0.000	0.000	0.000	0.000	0.000	0.000		
14 Track repairs	0.005	0.005	0.005	0.005	0.005	0.005	0.005	0.005	0.005	0.005	variable with usage (@	50%
15 Repairs & Maintenance	0.015	0.015	0.015	0.015	0.015	0.015	0.015	0.015	0.015	0.015	variable with usage (@	50%
16 Insurance	0.074	0.074	0.074	0.074	0.074	0.074	0.074	0.074	0.074	0.074		
17 Personnel (3.5 FTE rising to 5.5 FTE after 7 years)	0.500	0.500	0.500	0.500	0.700	0.700	0.700	0.900	0.900	0.900	x2 to cover associated costs of e	
18 Marketing	0.008	0.008	0.008	0.008	0.008	0.008	0.008	0.008	0.008	0.008	variable with usage (@	50%
19 New Track	0.076	0.078	0.085	0.084	0.102	0.100	0.108	0.118	0.125	0.124		
<b>Total Recurring Expenses</b>	<b>0.84</b>	<b>0.86</b>	<b>0.93</b>	<b>0.92</b>	<b>1.13</b>	<b>1.10</b>	<b>1.19</b>	<b>1.30</b>	<b>1.37</b>	<b>1.36</b>		
Staff excl CNZ (2)	2.5	2.5	2.5	2.5	3.5	3.5	3.5	4.5	4.5	4.5		

### Appendix Three: User/Visitor and Event Nos over 10 years, Spend Projections – Concerts, etc

WHANGANUI VELODROME - Revenue and Cost Assumptions for 4 "Other" Key Activities										Key Drivers or Multipliers			
EVENT	Frequency every X yrs	Local	U S E R S			Total	% Inc on Option Two	Nights Stay	Av. Visitor Nights p.a.	Av spend per night	Economic Benefit to Region	% of Benefit	
			Rest NZ	International									
1 Concerts - Les Kiriona - DJ	0.25	870	1,305		2,175	145%	0.8	4,176	\$ 340 <sup>MM</sup>	1,419,840	6%		
2 Concerts - Les Kiriona - Reggae	0.50	1,960	2,940		4,900	145%	0.8	4,704	\$ 340	1,599,360	7%		
3 Concerts - Showcase Entertainment Group	0.33	500	1,500		4,900	145%	0.65	2,925	\$ 340	994,500	4%		
4 Kapa Haka (nationals) 2023	13	2,000	57,500	500	60,000		4	232,000	\$ 70	16,240,000	70%		
5 Disability/Injury Clinics + Seniors	Daily				9				\$ 340	-	0%		
6 Invictus Games	1	40	100	1,700	2,668	145%	3.6	6,480	\$ 340	2,203,200	9%		
7 Opera	3	200	1,225	25	1,450	145%	1	1,250	\$ 340	425,000	2%		
8 Food & Beverage Festivals	3	2175	2,175		4,350	145%	0.5	1,088	\$ 340	369,750	2%		
9										-	0%		
		7,745	66,745	2,225	80,452		9	11	252,623	23,251,650	100%		
<b>No. of EVENTS</b>													
			E C O N O M I C B E N E F I T				T O W H A N G A N U I						
			Y1 2020	Y2 2021	Y3 2022	Y4 2023	Y5 2024	Y6 2025	Y7 2026	Y8 2027	Y9 2028	Y10 2029	10yr Total
1 Concerts - Les Kiriona - DJ			4	5	6	7	8	9	10	11	12	13	85
2 Concerts - Les Kiriona - Reggae			2	3	4	5	6	7	8	9	10	11	65
3 Concerts - Showcase Entertainment Group			3	3	3	3	5	5	5	5	5	5	42
4 Kapa Haka (nationals) 2023						1							1
5 Disability/Injury Clinics + Seniors			350	350	350	350	350	350	350	350	350	350	3,500
6 Invictus Games						1							1
7 Opera			1			1				1			3
8 Food & Beverage Festivals			3	4	5	6	7	7	7	7	7	7	60
9	0												
	Total No.		363	365	368	374	376	378	380	383	384	386	3,757
<b>EVENT</b>													
	Frequency every X yrs		E C O N O M I C B E N E F I T				T O W H A N G A N U I						
			Y1 2021	Y2 2022	Y3 2023	Y4 2024	Y5 2025	Y6 2026	Y7 2027	Y8 2028	Y9 2029	Y10 2030	10yr Total
1 Concerts - Les Kiriona - DJ	0.25		1,420,000	1,775,000	2,130,000	2,485,000	2,840,000	3,195,000	3,550,000	3,905,000	4,260,000	4,614,000	30,174,000
2 Concerts - Les Kiriona - Reggae	0.5		1,599,000	2,399,000	3,199,000	3,998,000	4,798,000	5,598,000	6,397,000	7,197,000	7,997,000	8,796,000	51,978,000
3 Concerts - Showcase Entertainment Group	0.33		995,000	995,000	995,000	995,000	1,658,000	1,658,000	1,658,000	1,658,000	1,658,000	1,658,000	13,928,000
4 Kapa Haka (nationals) 2023	13		-	-	-	16,240,000	-	-	-	-	-	-	16,240,000
5 Disability/Injury Clinics + Seniors	Daily		-	-	-	-	-	-	-	-	-	-	-
6 Invictus Games	1		-	-	-	2,203,000	-	-	-	-	-	-	2,203,000
7 Opera	3		425,000	-	-	425,000	-	-	-	425,000	-	-	1,275,000
8 Food & Beverage Festivals			1,109,000	1,479,000	1,849,000	2,219,000	2,588,000	2,588,000	2,588,000	2,588,000	2,588,000	2,588,000	22,184,000
9	0	0											-
			5,548,000	6,648,000	8,173,000	28,565,000	11,884,000	13039000	#####	15,773,000	#####	17,656,000	137,982,000
<sup>number of events per year</sup>													
<b>EVENT</b>													
	Frequency every X yrs	per event Fee	C A S H F L O W				T O V E L O D R O M E						
			Y1	Y2	Y3	Y4	Y5	Y6	Y7	Y8	Y9	Y10	10yr Total
1 Concerts - Les Kiriona - DJ		8%	55,680	69,600	83,520	97,440	111,360	125,280	139,200	153,120	167,040	180,960	1,183,200
2 Concerts - Les Kiriona - Reggae		8%	62,720	94,080	125,440	156,800	188,160	219,520	250,880	282,240	313,600	344,960	2,038,400
3 Concerts - Showcase Entertainment Group	0.33	10%	117,600	117,600	117,600	117,600	117,600	117,600	117,600	117,600	117,600	117,600	1,176,000
4 Kapa Haka (nationals) 2023	13	\$ 10,000	-	-	-	10,000	-	-	-	-	-	-	10,000
5 Disability/Injury Clinics + Seniors	Daily	\$ 10	31,000	34,100	34,100	34,100	34,100	34,100	34,100	34,100	34,100	34,100	337,900
6 Invictus Games	1	\$ 10,000	-	-	-	10,000	-	-	-	-	-	-	10,000
7 Opera	3	10%	4,640	4,640	4,640	4,640	4,640	4,640	4,640	4,640	4,640	4,640	46,400
8 Food & Beverage Festivals		10%	39,150	52,200	65,250	78,300	91,350	91,350	91,350	91,350	91,350	91,350	783,000
9	0	0											-
			310,790	372,220	430,550	508,880	547,210	592,490	637,770	683,050	728,330	773,610	5,584,900
# includes Cooks Gardens complex facilities @ \$1,300													
<sup>MM</sup> MBIE Key Tourism Stats, February 2014 - per visitor spend per night													

## Appendix Four: Rehabilitation Programmes + Health Cost Avoidance

WHANGANUI VELODROME - Health Costs Avoidance											Key Drivers or Multipliers			
ACTIVITY	% of Pop	No. per Year	Repeat Visits %	Av bed/Oc. Length (day/ytay (days)	% Phys Disabled	Total Loc Assumed Pop. Xxx @ Velo	Actual Number	Saving Benefit to Region	% of Benefit					
1 AT&R* Ward patients <65yr -> Rehab @ Velo		25		\$ 558	29		15%	4	61,000	8%				
2 AT&R* Outpatients <65yr -> Rehab @ Velo		200	30%	\$ 348	1		20%	40	4,000	1%				
3 AT&R* Rehab >65yr -> Rehab @ Velo		360	50%	\$ 558	1		15%	50	15,000	2%				
4 16-64 yrs disabled (21% of pop) -> R@Velo	21%	35,700		\$ 3,676	64%		2.5%	120	441,000	60%				
5 16-64 yrs disabled MoH Disability Support Services		930	50%	\$ 3,676			12.5%	120	214,000	29%	some double-counting with 4) and 5)			
* Assessment, Treatment & Rehabilitation Clinic @ WDHB [Paul Malan - GM, Service & Business Planning, WDHB]									334					
									735,000	100%				
No. of USERS														
	p/w	Y1 2020	Y2 2021	Y3 2022	Y4 2023	Y5 2024	Y6 2025	Y7 2026	Y8 2027	Y9 2028	Y10 2029	10yr Total		
1 AT&R* Ward patients <65yr -> Rehab @ Velo	2.5	490	495	500	505	510	515	520	525	531	536	5,126	inc. by 1% p.a. as pop. ages (av last 5 yrs)	
2 AT&R* Outpatients <65yr -> Rehab @ Velo	0.8	1,660	1,677	1,693	1,710	1,727	1,745	1,762	1,780	1,798	1,816	17,367	inc. by 1% p.a. as pop. ages (av last 5 yrs)	
3 AT&R* Rehab >65yr -> Rehab @ Velo	0.8	2,250	2,318	2,387	2,459	2,532	2,608	2,687	2,767	2,850	2,936	25,794	inc. by 3% p.a. as pop. ages (av last 5 yrs)	
4 16-64 yrs disabled (21% of pop) -> R@Velo	0.8	7,800	7,878	7,957	8,036	8,117	8,198	8,280	8,363	8,446	8,531	81,605	inc. by 1% p.a. as pop. ages (av last 5 yrs)	
5 16-64 yrs disabled MoH Disability Support Services	0.8	4,840	4,888	4,937	4,987	5,037	5,087	5,138	5,189	5,241	5,293	50,637	inc. by 1% p.a. as pop. ages (av last 5 yrs)	
Total No.		17,040	17,255	17,474	17,697	17,923	18,153	18,387	18,624	18,866	19,111	180,530	18,053 average	
ECONOMIC BENEFIT TO WHANGANUI														
EVENT	No. per Year	Y1 2021	Y2 2022	Y3 2023	Y4 2024	Y5 2025	Y6 2026	Y7 2027	Y8 2028	Y9 2029	Y10 2030	10yr Total	% of Benefit	
1 AT&R* Ward patients <65yr -> Rehab @ Velo		61,000	61,610	62,226	62,848	63,477	64,112	64,753	65,400	66,054	66,715	638,195	9% inc. by 1% p.a. as pop. ages (av last 5 yrs)	
2 AT&R* Outpatients <65yr -> Rehab @ Velo		4,000	4,040	4,080	4,121	4,162	4,204	4,246	4,289	4,331	4,375	41,849	1% inc. by 1% p.a. as pop. ages (av last 5 yrs)	
3 AT&R* Rehab >65yr -> Rehab @ Velo		15,000	15,450	15,914	16,391	16,883	17,389	17,911	18,448	19,002	19,572	171,958	3% inc. by 3% p.a. as pop. ages (av last 5 yrs)	
4 16-64 yrs disabled (21% of pop) -> R@Velo		441,000	445,410	449,864	454,363	458,906	463,495	468,130	472,812	477,540	482,315	4,613,836	68% inc. by 1% p.a. as pop. ages (av last 5 yrs)	
5 16-64 yrs disabled MoH Disability Support Services		214,000	216,140	218,301	220,484	222,689	224,916	227,165	229,437	231,731	234,049	2,238,913	33% inc. by 1% p.a. as pop. ages (av last 5 yrs)	
6 less Cashflow to Velodrome		- 85,000	- 86,000	- 87,000	- 88,000	- 90,000	- 91,000	- 92,000	- 93,000	- 94,000	- 96,000	- 902,000	-13%	
		650,000	657,000	663,000	670,000	676,000	683,000	690,000	697,000	705,000	711,000	6,802,000	100%	
CASHFLOW TO VELODROME														
EVENT	No. per Year	per day Fee	Y1	Y2	Y3	Y4	Y5	Y6	Y7	Y8	Y9	Y10	10yr Total	% of Benefit
1 AT&R* Ward patients <65yr -> Rehab @ Velo		\$5	\$ 2,450	\$ 2,475	\$ 2,499	\$ 2,524	\$ 2,549	\$ 2,575	\$ 2,601	\$ 2,627	\$ 2,653	\$ 2,680	25,632	3%
2 AT&R* Outpatients <65yr -> Rehab @ Velo		\$5	\$ 8,300	\$ 8,383	\$ 8,467	\$ 8,551	\$ 8,637	\$ 8,723	\$ 8,811	\$ 8,899	\$ 8,988	\$ 9,078	86,836	10%
3 AT&R* Rehab >65yr -> Rehab @ Velo		\$5	\$ 11,250	\$ 11,588	\$ 11,935	\$ 12,293	\$ 12,662	\$ 13,042	\$ 13,433	\$ 13,836	\$ 14,251	\$ 14,679	128,969	14%
4 16-64 yrs disabled (21% of pop) -> R@Velo		\$5	\$ 39,000	\$ 39,390	\$ 39,784	\$ 40,182	\$ 40,584	\$ 40,989	\$ 41,399	\$ 41,813	\$ 42,231	\$ 42,654	408,026	45%
5 16-64 yrs disabled MoH Disability Support Services		\$5	\$ 24,200	\$ 24,442	\$ 24,686	\$ 24,933	\$ 25,183	\$ 25,434	\$ 25,689	\$ 25,946	\$ 26,205	\$ 26,467	253,186	28%
6													-	
			85,000	86,000	87,000	88,000	90,000	91,000	92,000	93,000	94,000	96,000	902,000	100%

## Appendix Five: Support Letters from Cycling New Zealand





# Appendix Six: Regional Mayors' Letter of Support



## Appendix Seven: Presentations and Consultations

RVDT has presented to/consulted with and received support from the following individuals or groups:

- WDC - July 2015 and Councillor workshop 2020
- Sport NZ
- Whanganui Chamber of Commerce - April 2016
- Territorial Authority Regional Chiefs' meeting
- Hon. Jonathon Coleman - Minister of Sport and Recreation
- 3 Rotary Clubs - Whanganui, 1 - Palmerston North; 1 - Marton
- Grant Smith - Mayor Palmerston North city
- PM John Key and Finance Minister Steven Joyce
- St Johns Club
- Over 60s Organisation (x2)
- Rebus Clubs (x3)
- Grey Power
- PNCC Sport and Recreation Committee
- Jane Winstone Retirement Village
- Manawatu Business after 5
- Whanganui Ratepayers' Association
- Whanganui River Markets - (stalls x7)
- Aramoho Bowling club
- Age Concern
- WDHB CEO
- 4 Regions Trust
- Lion Foundation
- NZCT
- Velo 5000 Club
- Hon. Chester Borrows
- Hon. Bill English, Simon Bridges, Nathan Guy, Stephen Joyce, Grant Robertson, Harete Hipango, Steph Lewis.
- WDC Town Planning staff
- Andrew Matheson Cycling NZ
- Alzheimers Whanganui
- Parkinsons Whanganui
- Whanganui Community Foundation

**From:** [ilesha@xtra.co.nz](mailto:ilesha@xtra.co.nz)  
**To:** [Annual Plan 2020](#)  
**Subject:** Suggestion.  
**Date:** Friday, 15 May 2020 12:07:51 PM

---

That the Council becomes a living wage employer. Reasons for this have been given in the past. Jonathan Hartfield. at 6 Caversham Rd, Whanganui 4501. email. [ilesha@xtra.co.nz](mailto:ilesha@xtra.co.nz)

**From:** [Whanganui District Council](#)  
**To:** [gcolman@horizonresearch.co.nz](mailto:gcolman@horizonresearch.co.nz)  
**Subject:** Policy Submission Acknowledgment - Submission: Proposed 2020-21 Annual Plan  
**Date:** Friday, 15 May 2020 12:19:17 PM



## Submission: Proposed 2020-21 Annual Plan

Thank you for your submission. We appreciate you participating in the consultation process on this issue. This email is a formal acknowledgement of Whanganui District Council's receipt of your submission. Please print a copy of this page for your records.

Reference number	202051219201315
First name	Graeme
Last name	Colman
Email address	<a href="mailto:gcolman@horizonresearch.co.nz">gcolman@horizonresearch.co.nz</a>
Postal address	26 Maxwell Ave Durie Hill Whanganui
Daytime phone number	+6421848576
Organisation name	
Your role	
Have you submitted to the Whanganui District Council before?	No
Gender	Male
Age group	60 years or over
Ethnicity	NZ European
Location	Bastia Hill / Durie Hill
Would you be interested in being involved in further consultation opportunities with Council?	No

KEY ISSUES	
<b>Reducing the UAGC</b> - reduce the Uniform Annual General Change (UAGC) from \$831 to \$700	Agree
<b>Airport runway</b> – loan fund \$1M to develop a sealed parallel taxiway (in conjunction with additional funding from Provincial Growth Fund and the Crown)	Strongly agree
<b>Climate Change Strategy</b> - \$140,000 to facilitate the ongoing development and implementation of the Climate Change Strategy	Agree
<b>Digital Strategy</b> - \$90,000 to implement the Digital Strategy: Digital by Design	Agree
<b>Waste minimisation</b> – fund the Whanganui Resource Recovery Centre Trust and additional \$144,000 to underwrite loss due to escalating costs to receive, manage and recycle fibre (cardboard, paper and mixed paper)	Agree
<b>Housing Strategy</b> - \$200,000 to support the delivery of the Housing Strategy	Agree
<b>Whanganui Regional Museum</b> – increased funding by \$75,000 to help the Museum meet increased operating costs resulting from the building refurbishment and upgrade	Neither agree nor disagree
Further comments	
Supporting documents	<a href="#">Graeme Colman WDC Annual Plan Submission 15 May 2020.docx</a> - Received
I would like to speak in support of my submission	No
Submission method	Online

Graeme Colman  
26 Maxwell Ave, Durie Hill,  
Whanganui  
Telephone: 021 848 576

15 May 2020

Whanganui District Council

## **SUBMISSION – 2020-2021 ANNUAL PLAN**

I make this submission as an individual, but it draws in part on research undertaken by Horizon Research Limited, of which I am the Principal and owner.

### **Adapting the plan in response to COVID-19**

I submit the Annual Plan should now take into consideration the COVID-19 threat and practicable ways to respond, which result in less economic harm and greater long-term benefits for Whanganui.

I support the Port and Climate Change initiatives if they lead to practicable outcomes.

#### **1. Housing:**

The Government's May 14 Budget provided for building an additional 9,000 state homes during the next four years.

Horizon Research estimates there is a shortage of around 44,000 dwellings nationwide. Proportionally, this would equate to around 440 dwellings in Whanganui. At the average Whanganui house price of \$400,000 (November 2019), this would equate to a \$1.76 billion investment, excluding infrastructure. Home building has a significant economic value multiplier effect.

I have read the housing strategy reports to date, but I am not familiar with detail of the work which will be undertaken in the next 12 months and what its practicable outcomes will be.

Whanganui residents' incomes are below the national average, along with qualifications and large number of young people leave the district each year.

The underlying housing shortage in New Zealand is of affordable homes. Horizon's Research finds that adult New Zealanders believe an affordable home should cost about 3.2 times annual household income (around \$375,000). This compares with a national average price of around \$660,000 and average prices in Auckland which are at 9 times annual household income.

I suggest the Council, if it has not already, focus its housing strategy work on how the district can

- Provide for affordable housing (land, location opportunities allowed within the current plan, infrastructure, high quality amenity value and the use of the new and limited time 20-day RMA consenting in response to COVID-19)
- Advocate for low-interest, 30-year loans made directly by the Government to income tested home buyers on average or below-average incomes, as the country did earlier through a State Advances Corporation
- Lobby for location and development of affordable housing in Whanganui (either developed within existing buildings or brown or green field or pepper-potted areas, including a focus on papakāinga opportunities)

By having a case for affordable housing development in the district prepared in a timely way it could effectively lobby the Government and its agencies for an appropriate share of the number of new state house dwelling now planned, optimise current capacity and other non-government investment, and for additional support if required or if it becomes available.

The district needs a firmer housing-ready position plan earlier than before COVID-19.

Similarly, a ***whole-of-council response*** might consider how new Budget initiatives can result in billions in additional vocational training and other educational and project spend might be applied in the district.

### 2. Velodrome events centre

The council should be commended for having applied for COVID-19 economic kick start “shovel ready” projects funding for the Velodrome events centre project. Recognition of the development’s merits by and support from all of the region’s Mayors for the application is encouraging.

Decisions on shovel ready projects will reportedly be made in the next few weeks.

As expected, the total value of applications exceeds the Budget allocation. However, should this application not succeed initially, further use of the \$50 billion Government’s overall COVID-19 fund is planned and Provincial Growth Fund spending may also be refocused.

In the interim a consultant is reviewing the Velodrome project for the council.

The “shovel ready” project application is significant because it acknowledges the important economic, cultural, community, sporting and other benefits a Velodrome events centre development will provide for the district and nearby regions.

It also signals that, if funding were available, the project would proceed.

Perhaps funding should now become a primary term of reference for the review, if the reviewer has the skills and time to report on all *potential* funding sources and various, not singular, funding models. Alternatively, now that Council considers the project worthy of funding applications to the Government, the Council itself might now prepare funding options and resulting applications, make a decision on final elements of the project and proceed as soon as possible in the next 6 months using fast-track consenting provisions if required.

I submit on this because I believe the benefits of a Velodrome events centre development will be significant, sustainable, and long term.

The most recent economic value study finds

- A net benefit of \$174 million over 10 years, based on a \$26.3 million capital cost, sports use and hosting 9 concerts a year only. This compares favourably with the significant estimated \$99 million economic benefit from the Serjeant Gallery development over its lifetime.
- Create the equivalent of 470 jobs
- Increase visitor numbers by 24%, with
- Concerts providing 58% of the value.

In October 2019, Horizon Research undertook a public good project to project maximum potential adult attendance for a range of 32 events, including concerts, sporting, cultural, community ones.

This reaffirmed majority patronage of a 6000-seat covered events venue in the lower North Island would come from concerts and non-sporting events. A new multi-purpose covered events centre in Whanganui, catering for a wide range of both sports, concerts and other events, has significant potential to attract audiences from throughout New Zealand.

Concerts are the largest event types people will definitely consider attending, followed by a range of sporting events.

The research indicates that a 6000-seat capacity covered events centre, which would become the largest in the lower North Island, would generate opportunities to grow the tourism, accommodation, travel and other sectors in Whanganui.

There is sufficient initial intention to “definitely attend” to indicate that, with the right offerings, it should be possible to constantly achieve 6000-capacity audiences across a wide range of event types.

Whanganui’s infrastructure and businesses and others providing services needed by these attendees will need to be prepared to manage and achieve maximum benefit from crowds of this size. Again, ancillary developments, like the second airport runway and new hotel development, would benefit from faster COVID-19 consenting.

### ***A “rock concert” an example of potential impacts:***

Looking at average attendance intentions for a 6000-seat sell-out we find, for example, 16% (around 563,300 adults) overall would definitely consider attending a rock performance. If 6000 were to attend (about 1% of the total number potentially interested), the survey finds

- 2,170 of them would stay in a hotel
- 1,870 in a motel and
- 420 at a holiday park or camping ground
- 1,260 would travel by air. Of these, 22% live in Auckland.

Of the 6000, 4000 would use a private motor vehicle to get there, indicating opportunities for all businesses servicing motorists.

The research indicates that to see events, like orchestral ones, 360 of the 6000-capacity crowd would prefer to come by train. The biggest markets likely to use trains to attend are in Wellington, and south of Taupo.

Events at a 6000-capacity events centre will also grow awareness of Whanganui:

Of 438,700 adults who have never heard of Whanganui, 223,300 would definitely consider attending an event there.

So, you can understand why I am pleased that consideration of the project has now moved to completion of a formal funding application and the project should be repositioned as a priority one even if the shovel-ready application does not immediately succeed.

Accepting, as the Council has, that it has merit enough to proceed, I submit the focus should move to how the district captures its benefits in the construction phase, and after it is completed and open (perhaps one year from now).

It would provide security and growth for many visitor-related service providers. In the wake of the major economic impact of COVID-19, it importantly will also underpin the district’s only domestic air



service, offered by Chathams Air, and perhaps lead to sufficient demand for extra seats to justify greater flight frequencies or new charter services (specially as event-goers will come from as far as southland and Northland). Managed well, it could lead to a return to Whanganui by other air services, even if with chartered flights.

I wish you well in delivering this major economic opportunity.

**Rates – rates rebates**

Treasury forecasts an increase in unemployment of 195,000 as a result of COVID-19.

Horizon's fifth COVID-19 national survey since March 23 2020 found

- As at April 28-30 an estimated 179,800 adults said they had lost their jobs, and
- 795,000 had had their working hours reduced as a direct result of COVID-19.

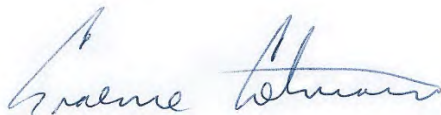
I submit the Council should consider if any adjustment to the Rates Rebate Scheme is needed, to provide more assistance to those on lower incomes and help abate any needed increase in rate.

At July 1, 2019, the maximum rates rebate increased from \$630 to \$640. The income abatement threshold will increased from \$25,180 to \$25,660.

I submit the council should look at a case to ask the Government to adjust rates rebates thresholds, so more are eligible during the downturn resulting from COVID-19.

The maximum rebate can represent a significant reduction in the amounts paid by the Council's lowest income ratepayers with no loss of revenue to the Council.

Thank you for your consideration.



**From:** [Whanganui District Council](#)  
**To:** [terryjoancoxon@xtra.co.nz](mailto:terryjoancoxon@xtra.co.nz)  
**Subject:** Policy Submission Acknowledgment - Submission: Proposed 2020-21 Annual Plan  
**Date:** Friday, 15 May 2020 12:55:54 PM



## Submission: Proposed 2020-21 Annual Plan

Thank you for your submission. We appreciate you participating in the consultation process on this issue. This email is a formal acknowledgement of Whanganui District Council's receipt of your submission. Please print a copy of this page for your records.

Reference number	606051255205015
First name	Terry
Last name	Coxon
Email address	terryjoancoxon@xtra.co.nz
Postal address	149 GREAT NORTH ROAD OTAMATEA WHANGANUI 4501
Daytime phone number	0274 450460
Organisation name	
Your role	
Have you submitted to the Whanganui District Council before?	No
Gender	Male
Age group	60 years or over
Ethnicity	NZ European
Location	St Johns Hill / Otamatea
Would you be interested in being involved in further consultation opportunities with Council?	Yes

KEY ISSUES	
<b>Reducing the UAGC</b> - reduce the Uniform Annual General Change (UAGC) from \$831 to \$700	Agree
<b>Airport runway</b> – loan fund \$1M to develop a sealed parallel taxiway (in conjunction with additional funding from Provincial Growth Fund and the Crown)	Agree
<b>Climate Change Strategy</b> - \$140,000 to facilitate the ongoing development and implementation of the Climate Change Strategy	Disagree
<b>Digital Strategy</b> - \$90,000 to implement the Digital Strategy: Digital by Design	Neither agree nor disagree
<b>Waste minimisation</b> – fund the Whanganui Resource Recovery Centre Trust and additional \$144,000 to underwrite loss due to escalating costs to receive, manage and recycle fibre (cardboard, paper and mixed paper)	Agree
<b>Housing Strategy</b> - \$200,000 to support the delivery of the Housing Strategy	Strongly disagree
<b>Whanganui Regional Museum</b> – increased funding by \$75,000 to help the Museum meet increased operating costs resulting from the building refurbishment and upgrade	Agree
Further comments	My plea to Council is to cease it's dilly-dallying in respect of the upgrading of the Velodrome by future proofing what was an expensive community asset at its time of installation, now deteriorating, without a new roof in what has been shown to be its most economical form! This is without mentioning basic fiscal prudence; its proven regional sporting support & significance; and its genuine potential for meaningful alternative uses. To not act now is irresponsible!

Supporting documents	File(s) not provided
I would like to speak in support of my submission	No
Submission method	Online

**From:** [Whanganui District Council](#)  
**To:** [rhonavickoce@gmail.com](mailto:rhonavickoce@gmail.com)  
**Subject:** Policy Submission Acknowledgment - Submission: Proposed 2020-21 Annual Plan  
**Date:** Friday, 15 May 2020 1:41:07 PM



## Submission: Proposed 2020-21 Annual Plan

Thank you for your submission. We appreciate you participating in the consultation process on this issue. This email is a formal acknowledgement of Whanganui District Council's receipt of your submission. Please print a copy of this page for your records.

Reference number	686051341200215
First name	Rhona & Ruth
Last name	Vickoce & Tidemann
Email address	rhonavickoce@gmail.com
Postal address	ruthktidemann@gmail.com 89 Cornfoot St, Castlecliff
Daytime phone number	0223695617-Rhona 0226020095- Ruth
Organisation name	
Your role	
Have you submitted to the Whanganui District Council before?	Yes
Gender	Female
Age group	60 years or over
Ethnicity	Other, Rhona - Pakeha/Scottish/ Fijian/German/ English; Ruth- Australian/ German/ English
Location	Castlecliff (Castlecliff North, Castlecliff South, Mosston)

Would you be interested in being involved in further consultation opportunities with Council?	Yes
<b>KEY ISSUES</b>	
<b>Reducing the UAGC</b> - reduce the Uniform Annual General Change (UAGC) from \$831 to \$700	Agree
<b>Airport runway</b> – loan fund \$1M to develop a sealed parallel taxiway (in conjunction with additional funding from Provincial Growth Fund and the Crown)	Strongly disagree
<b>Climate Change Strategy</b> - \$140,000 to facilitate the ongoing development and implementation of the Climate Change Strategy	Strongly agree
<b>Digital Strategy</b> - \$90,000 to implement the Digital Strategy: Digital by Design	Strongly agree
<b>Waste minimisation</b> – fund the Whanganui Resource Recovery Centre Trust and additional \$144,000 to underwrite loss due to escalating costs to receive, manage and recycle fibre (cardboard, paper and mixed paper)	Strongly agree
<b>Housing Strategy</b> - \$200,000 to support the delivery of the Housing Strategy	Strongly agree
<b>Whanganui Regional Museum</b> – increased funding by \$75,000 to help the Museum meet increased operating costs resulting from the building refurbishment and upgrade	Disagree
	We want every decision the Council makes and every movement forward on a decision to be made through the lens of Climate Change mitigation. Consequently we are against further spending of large amounts of capital on the airport taxi way. Covid 19 has made clear that this is old thinking. We also think this is absolutely the wrong time to put

Further comments

money into the Museum. Housing, however could do with far more attention and funding. A visitor from the pretty city of Adelaide asked on a recent walk around the Castlecliff streets if there were not Health and Safety regulations around housing? Good point. Any money spent on housing or refurbishing needs to be done with the best research on future engineering to produce houses that will still be efficient centuries later. Apparently they need not be any more expensive and they save electricity. Sustainable housing. And speaking of housing; it seems to us if the homeless can be housed during a pandemic then they can be housed in an ongoing manner. We support zero tolerance for homelessness. Housing must be a Council responsibility and priority and should be considered a human right throughout the country. We tautoko Graham and Lyn Pearson's excellent submission overall and would like to add to their focus on education to help our Castlecliff community to step up and take responsibility for our area. The speed limit on the beach, while a good move, makes little difference to the eco systems when you can drive where ever you please, in whatever vehicle. This road / beach is not regulated in any way and is as such, unsustainable. Council signs are inconsistent and completely unenforced. We suggest a focus on positive education in terms of the beach and dunes and how we look after them as a community; where the Council is the good model. A beach warden position backed by volunteers would be a good way to to spend some post -Covid money to kickstart community involvement in really looking after our beach, dunes and reserve. This would add to the excellent work already done in terms of commercial enterprise here in Castlecliff and encourage respect for our environment and the feeling of belonging. Win win. We also want to put forward the idea that native birds, being part of our climate sustainability,

	<p>need looking after. Native/other flowering/nectar trees need planting so they provide a food corridor for the birds. We suggest a bylaw banning cutting natives/other nectar trees. Finally we wish to commend the Council on the occasions when it has shown leadership, and believe it will rise to the occasion once again by choosing to give its staff the living wage. Leadership is also shown when real iwi consultation is part of any Council decision and we'd like to see this as a matter of course. Rhona Vickoce and Ruth Tidemann</p>
<p>Supporting documents</p>	<p>File(s) not provided</p>
<p>I would like to speak in support of my submission</p>	<p>Yes</p>
<p>Submission method</p>	<p>Online</p>



**From:** [Whanganui District Council](#)  
**To:** [beyer.anita@hotmail.com](mailto:beyer.anita@hotmail.com)  
**Subject:** Policy Submission Acknowledgment - Submission: Proposed 2020-21 Annual Plan  
**Date:** Friday, 15 May 2020 2:21:56 PM



## Submission: Proposed 2020-21 Annual Plan

Thank you for your submission. We appreciate you participating in the consultation process on this issue. This email is a formal acknowledgement of Whanganui District Council's receipt of your submission. Please print a copy of this page for your records.

Reference number	000051421205215
First name	Anita
Last name	Beyer
Email address	beyer.anita@hotmail.com
Postal address	42 RAINE STREET WHANGANUI EAST WHANGANUI 4500
Daytime phone number	021704258
Organisation name	
Your role	
Have you submitted to the Whanganui District Council before?	No
Gender	Female
Age group	30 - 39 years
Ethnicity	Other,Irish German New Zealand
Location	Whanganui East (Williams Domain, Wembley Park, Kowhai Park)
Would you be interested in being involved in further consultation	No

opportunities with Council?	
<b>KEY ISSUES</b>	
<b>Reducing the UAGC</b> - reduce the Uniform Annual General Change (UAGC) from \$831 to \$700	Strongly agree
<b>Airport runway</b> – loan fund \$1M to develop a sealed parallel taxiway (in conjunction with additional funding from Provincial Growth Fund and the Crown)	Strongly agree
<b>Climate Change Strategy</b> - \$140,000 to facilitate the ongoing development and implementation of the Climate Change Strategy	Strongly agree
<b>Digital Strategy</b> - \$90,000 to implement the Digital Strategy: Digital by Design	Strongly agree
<b>Waste minimisation</b> – fund the Whanganui Resource Recovery Centre Trust and additional \$144,000 to underwrite loss due to escalating costs to receive, manage and recycle fibre (cardboard, paper and mixed paper)	Strongly agree
<b>Housing Strategy</b> - \$200,000 to support the delivery of the Housing Strategy	Strongly agree
<b>Whanganui Regional Museum</b> – increased funding by \$75,000 to help the Museum meet increased operating costs resulting from the building refurbishment and upgrade	Strongly agree
Further comments	I believe that all sanitation workers should be paid a living wage.
Supporting documents	File(s) not provided
I would like to speak in support of my submission	No
Submission method	Online

**From:** [Whanganui District Council](#)  
**To:** [thrivewhanganui1@gmail.com](mailto:thrivewhanganui1@gmail.com)  
**Subject:** Policy Submission Acknowledgment - Submission: Proposed 2020-21 Annual Plan  
**Date:** Friday, 15 May 2020 3:07:19 PM



## Submission: Proposed 2020-21 Annual Plan

Thank you for your submission. We appreciate you participating in the consultation process on this issue. This email is a formal acknowledgement of Whanganui District Council's receipt of your submission. Please print a copy of this page for your records.

Reference number	796051507201515
First name	Nicola
Last name	Patrick
Email address	thrivewhanganui1@gmail.com
Postal address	142 Guyton Street
Daytime phone number	278716459
Organisation name	Thrive Whanganui
Your role	Programme Director
Have you submitted to the Whanganui District Council before?	Yes
Gender	Female
Age group	40 - 49 years
Ethnicity	NZ European
Location	Whanganui Central (Laird Park, Whanganui Central, Whanganui Collegiate)
Would you be interested in being involved in further consultation	No

opportunities with Council?	
<b>KEY ISSUES</b>	
<b>Reducing the UAGC</b> - reduce the Uniform Annual General Change (UAGC) from \$831 to \$700	
<b>Airport runway</b> – loan fund \$1M to develop a sealed parallel taxiway (in conjunction with additional funding from Provincial Growth Fund and the Crown)	
<b>Climate Change Strategy</b> - \$140,000 to facilitate the ongoing development and implementation of the Climate Change Strategy	
<b>Digital Strategy</b> - \$90,000 to implement the Digital Strategy: Digital by Design	
<b>Waste minimisation</b> – fund the Whanganui Resource Recovery Centre Trust and additional \$144,000 to underwrite loss due to escalating costs to receive, manage and recycle fibre (cardboard, paper and mixed paper)	
<b>Housing Strategy</b> - \$200,000 to support the delivery of the Housing Strategy	
<b>Whanganui Regional Museum</b> – increased funding by \$75,000 to help the Museum meet increased operating costs resulting from the building refurbishment and upgrade	
Further comments	Please find attached a letter in relation to the Whanganui & Partners' KPIs listed in the Annual Plan Supporting Information.
Supporting documents	<a href="#">Thrive Whanganui submission WDC annual plan WP KPIs May 20.pdf</a> - Received
I would like to speak in support of my submission	Yes

Submission method	Online
-------------------	--------



Whanganui District Council  
Attachment to online submission

15 May 2020

Kia ora koutou

### Annual Plan submission re Whanganui & Partners KPIs

Thank you for the opportunity to provide comments on the Whanganui District Council proposed annual plan for 2020/21. We refer to pages 8-14 of the Supporting Information.

Thrive Whanganui's purpose is to enable profit-for-purpose enterprises to flourish from Whanganui. We believe business models are a tool that can solve social, cultural and environmental issues when designed for impact. As such, we believe there is a role for the council to provide this strategic direction to our economic development agency.

There is growing global, national and local momentum to "build back better" in response to the Covid-19 situation and we believe enterprise has a significant role to play in this. However, we do not believe the KPIs listed for Whanganui & Partners reflects this potential. While there are some important high level indicators that we should track for context purposes, the continued reference to GDP as a measure is unhelpful. There are a range of mainstream economic voices pointing out the limitations and misleading message that a focus on GDP sends. There are alternative frameworks available, including those that integrate a climate action lens.

The detailed KPIs for Whanganui & Partners are, in the most part, a description of the outputs they intend to deliver. They do not provide a meaningful measure of this organisation's impact or how they will contribute to Whanganui's development. In general, the targets are delivering plans, holding meetings and setting numbers of projects to be delivered, and are not connected to the difference made. We also note dominant use of words "develop" and "run" and limited use or absence of the words "collaborate" and "facilitate", which we would expect to see in a partnership model that Whanganui & Partners operates within.

It is important to note that developing a strategic set of measures, layered from outcome to output, is a challenging task, particularly if an overlay of connection to the four wellbeing is also sought. There are a few good examples of measures within this KPI set; however, overall this information does not give us confidence of how Whanganui & Partners will deliver results over the next financial year.

We have continued to meet with Whanganui & Partners, staff and board members, over the past year and presented a partnership proposal to them some time ago. We remain confident we will eventually resolve this and will be able to contribute our skills and knowledge to support the common vision we share of a thriving, diverse and resilient Whanganui.

Ngā mihi,

A handwritten signature in black ink, appearing to read "Sharon Bryant".

Sharon Bryant  
Chairperson

A handwritten signature in black ink, appearing to read "Nicola Patrick".

Nicola Patrick  
Programme Director

**From:** [Whanganui District Council](#)  
**To:** [siobhansark@gmail.com](mailto:siobhansark@gmail.com)  
**Subject:** Policy Submission Acknowledgment - Submission: Proposed 2020-21 Annual Plan  
**Date:** Friday, 15 May 2020 3:46:49 PM



## Submission: Proposed 2020-21 Annual Plan

Thank you for your submission. We appreciate you participating in the consultation process on this issue. This email is a formal acknowledgement of Whanganui District Council's receipt of your submission. Please print a copy of this page for your records.

Reference number	440051546204515
First name	Siobhan
Last name	Sarkar
Email address	siobhansark@gmail.com
Postal address	9 CHARLES CLOSE SPRINGVALE WHANGANUI 4501
Daytime phone number	022 465 4470
Organisation name	Whanganui Youth Committee
Your role	Member
Have you submitted to the Whanganui District Council before?	Yes
Gender	Female
Age group	Under 18 years
Ethnicity	Asian
Location	Springvale (Springvale West, Springvale East, Mosston)
Would you be interested in being involved in further consultation	Yes

opportunities with Council?	
<b>KEY ISSUES</b>	
<b>Reducing the UAGC</b> - reduce the Uniform Annual General Change (UAGC) from \$831 to \$700	Agree
<b>Airport runway</b> – loan fund \$1M to develop a sealed parallel taxiway (in conjunction with additional funding from Provincial Growth Fund and the Crown)	Strongly agree
<b>Climate Change Strategy</b> - \$140,000 to facilitate the ongoing development and implementation of the Climate Change Strategy	Strongly agree
<b>Digital Strategy</b> - \$90,000 to implement the Digital Strategy: Digital by Design	Strongly agree
<b>Waste minimisation</b> – fund the Whanganui Resource Recovery Centre Trust and additional \$144,000 to underwrite loss due to escalating costs to receive, manage and recycle fibre (cardboard, paper and mixed paper)	Agree
<b>Housing Strategy</b> - \$200,000 to support the delivery of the Housing Strategy	Strongly agree
<b>Whanganui Regional Museum</b> – increased funding by \$75,000 to help the Museum meet increased operating costs resulting from the building refurbishment and upgrade	Agree
Further comments	
Supporting documents	File(s) not provided
I would like to speak in support of my submission	No
Submission method	Online



**From:** [Whanganui District Council](#)  
**To:** [wdcyouthcommittee@gmail.com](mailto:wdcyouthcommittee@gmail.com)  
**Subject:** Policy Submission Acknowledgment - Submission: Proposed 2020-21 Annual Plan  
**Date:** Friday, 15 May 2020 3:47:36 PM



## Submission: Proposed 2020-21 Annual Plan

Thank you for your submission. We appreciate you participating in the consultation process on this issue. This email is a formal acknowledgement of Whanganui District Council's receipt of your submission. Please print a copy of this page for your records.

Reference number	349051547203215
First name	Ariana
Last name	Cronshaw
Email address	wdcyouthcommittee@gmail.com
Postal address	
Daytime phone number	0272551089
Organisation name	Whanganui District Council Youth Committee
Your role	Committee Member
Have you submitted to the Whanganui District Council before?	
Gender	
Age group	
Ethnicity	
Location	
Would you be interested in being involved in further consultation opportunities with Council?	Yes

KEY ISSUES	
<b>Reducing the UAGC</b> - reduce the Uniform Annual General Change (UAGC) from \$831 to \$700	Neither agree nor disagree
<b>Airport runway</b> – loan fund \$1M to develop a sealed parallel taxiway (in conjunction with additional funding from Provincial Growth Fund and the Crown)	Neither agree nor disagree
<b>Climate Change Strategy</b> - \$140,000 to facilitate the ongoing development and implementation of the Climate Change Strategy	Agree
<b>Digital Strategy</b> - \$90,000 to implement the Digital Strategy: Digital by Design	Agree
<b>Waste minimisation</b> – fund the Whanganui Resource Recovery Centre Trust and additional \$144,000 to underwrite loss due to escalating costs to receive, manage and recycle fibre (cardboard, paper and mixed paper)	Agree
<b>Housing Strategy</b> - \$200,000 to support the delivery of the Housing Strategy	Agree
<b>Whanganui Regional Museum</b> – increased funding by \$75,000 to help the Museum meet increased operating costs resulting from the building refurbishment and upgrade	Disagree
Further comments	The Youth Committee have not made a submission for a long time. We are also in the middle of finalising the new member appointments and have had staff and appointed elected member changes since last submitting, not to mention the challenges of Covid-19. We are working within LGOIMA and the Privacy Act to improve our digital consultation. 2 Committee members have briefly skimmed the Annual Plan changes to provide this simple submission. They plan to not only look

	at it in more detail, but gain indications of consensus from the committee, and consult other Whanganui young people before (hopefully) giving a much clearer and representative oral submission. In the event that a public hearing does not happen, it would be much appreciated if there was opportunity to add a document to this submission.
Supporting documents	File(s) not provided
I would like to speak in support of my submission	Yes
Submission method	Online

**From:** [Whanganui District Council](#)  
**To:** [wbug@can.org.nz](mailto:wbug@can.org.nz)  
**Subject:** Policy Submission Acknowledgment - Submission: Proposed 2020-21 Annual Plan  
**Date:** Friday, 15 May 2020 3:56:46 PM



## Submission: Proposed 2020-21 Annual Plan

Thank you for your submission. We appreciate you participating in the consultation process on this issue. This email is a formal acknowledgement of Whanganui District Council's receipt of your submission. Please print a copy of this page for your records.

Reference number	890051556204215
First name	Lyneke
Last name	Onderwater
Email address	wbug@can.org.nz
Postal address	76 Virginia Road Whanganui 4500
Daytime phone number	021 268 2052
Organisation name	Whanganui Bicycle Users Group
Your role	Coordinator
Have you submitted to the Whanganui District Council before?	Yes
Gender	Gender Diverse
Age group	
Ethnicity	Other,all sorts
Location	Other: all over Whanganui
Would you be interested in being involved in further consultation opportunities with Council?	No

<b>KEY ISSUES</b>	
<b>Reducing the UAGC</b> - reduce the Uniform Annual General Change (UAGC) from \$831 to \$700	Neither agree nor disagree
<b>Airport runway</b> – loan fund \$1M to develop a sealed parallel taxiway (in conjunction with additional funding from Provincial Growth Fund and the Crown)	Neither agree nor disagree
<b>Climate Change Strategy</b> - \$140,000 to facilitate the ongoing development and implementation of the Climate Change Strategy	Neither agree nor disagree
<b>Digital Strategy</b> - \$90,000 to implement the Digital Strategy: Digital by Design	Neither agree nor disagree
<b>Waste minimisation</b> – fund the Whanganui Resource Recovery Centre Trust and additional \$144,000 to underwrite loss due to escalating costs to receive, manage and recycle fibre (cardboard, paper and mixed paper)	Neither agree nor disagree
<b>Housing Strategy</b> - \$200,000 to support the delivery of the Housing Strategy	Neither agree nor disagree
<b>Whanganui Regional Museum</b> – increased funding by \$75,000 to help the Museum meet increased operating costs resulting from the building refurbishment and upgrade	Neither agree nor disagree
Further comments	
Supporting documents	<a href="#">2020 WDC submission.pdf</a> - Received
I would like to speak in support of my submission	Yes
Submission method	Online



### Submission to WDC Annual Plan 2020/21

It has been a great time for cycling lately, with little traffic and settled weather. Reports have been of great increases in numbers of people riding. We hope these people have got a taste for it and keep on doing that.

The shared pathways have been a major attraction in these Covid-infused times and we want to ask for more. Many cities around the world are installing extra cycleways, sometimes as a temporary measure, because public transport and sharing cars is potentially less safe at this time.

We try not to repeat ourselves every year, so we'll skip all the benefits of cycling for society this time, as you are most likely aware of those already.

A few things we'd like to ask for:

- **A lowered curb onto Taupo Quay** (about #73, next to BP service station) where riders can gently get off the river pathway and cross to get into Wilson Street.
- Roading companies to **re-instate cycle lanes where they have re-sealed** the road, such as on Victoria Avenue, up from Dublin Street (this was done a year or two ago, but cycle lanes were never painted on the new surface).
- **A bike path or shared pathway along No 2 Line**. This is part of Te Araroa Trail and trampers have to walk where there is no shoulder. The cycling community out there, who have reported very aggressive driving along this stretch of road. This has made many of them think twice before taking their bike out or letting their children ride.
- **A cycle-friendly route to St John's Hill and Otamatea**. A route parallel to Great North Road along a quiet street (similar to Bedford and Balgownie Aves, with "sharrows") would help people and children to ride.
- Cyclists would appreciate the **path at Aramoho/Papaiti** being completed and opened properly. This was starting to take shape, but has recently been largely broken up again or closed.
- We'd also like to know when the **traffic lights near Pak'nSave** (Te Tuaiwi) are going to be made operational. It remains tricky to cross Glasgow St at that point, especially now that traffic is increasing again.
- We feel that society has gone overboard on **Health and Safety** measures in some ways (eg Fire Exit signs in every DOC hut), but safety of people on **bikes is lagging far behind**. Accident statistics are not the only ones to look at. It is also how people perceive cycling and how people on bikes feel on our roads. Although a noticeable improvement is evident, there is still too much

aggression and close passing. The number of active cyclists is increasing so we would like more attention to be paid to safety for those who ride. Education and policing seem the most obvious, as well as more separated pathways that are linked to safely get riders to destinations. Signs on roads leading into and out of the city explaining the recommended 1.5m distance from riders, such as on Mosston Road, is something that could be done quickly and reasonably cheaply.

- A once a month (or more!) **car-free day** in the central city. It could be a simple festival day and shops could be open. Car-free days are taking off around the world and once retailers have experienced such days most are convinced that cycling traffic is as good as, or even better than cars.

We are excited about the improvements for cycling in the last few years and can see paths beginning to link up. This makes them much more useful and used. We look forward to being able to use the Upokongaro Bridge too.

We suggest that councillors and staff get on their bikes from time to time. They will notice what it feels like to be riding on our roads and pathways. Councillors leading by example.

We have a copy of the documentary about cycling in the Netherlands, “**Why We Cycle**”. We showed it during BikeWise Month (with financial support from WDC) and it opened the eyes of the many people present. We’d like to show it to all councillors and to staff involved in roading sometime when lockdown restrictions are over (or 9 at a time during Level 2).

As always, I’m happy to have a chat to anyone about cycle issues and help out where I can.

Lyneke Onderwater, WBUG coordinator

[wbug@can.org.nz](mailto:wbug@can.org.nz)

021 268 2052

**From:** [Whanganui District Council](http://Whanganui District Council)  
**To:** [leigh.grant@xtra.co.nz](mailto:leigh.grant@xtra.co.nz)  
**Subject:** Policy Submission Acknowledgment - Submission: Proposed 2020-21 Annual Plan  
**Date:** Friday, 15 May 2020 3:58:31 PM



## Submission: Proposed 2020-21 Annual Plan

Thank you for your submission. We appreciate you participating in the consultation process on this issue. This email is a formal acknowledgement of Whanganui District Council's receipt of your submission. Please print a copy of this page for your records.

Reference number	004051558202715
First name	Leigh
Last name	Grant
Email address	leigh.grant@xtra.co.nz
Postal address	36 Lithgow Drive Otamatea Whanganui
Daytime phone number	0276 420002
Organisation name	
Your role	
Have you submitted to the Whanganui District Council before?	Yes
Gender	Male
Age group	60 years or over
Ethnicity	NZ European
Location	St Johns Hill / Otamatea
Would you be interested in being involved in further consultation opportunities with Council?	Yes



<b>KEY ISSUES</b>	
<b>Reducing the UAGC</b> - reduce the Uniform Annual General Change (UAGC) from \$831 to \$700	
<b>Airport runway</b> – loan fund \$1M to develop a sealed parallel taxiway (in conjunction with additional funding from Provincial Growth Fund and the Crown)	
<b>Climate Change Strategy</b> - \$140,000 to facilitate the ongoing development and implementation of the Climate Change Strategy	
<b>Digital Strategy</b> - \$90,000 to implement the Digital Strategy: Digital by Design	
<b>Waste minimisation</b> – fund the Whanganui Resource Recovery Centre Trust and additional \$144,000 to underwrite loss due to escalating costs to receive, manage and recycle fibre (cardboard, paper and mixed paper)	
<b>Housing Strategy</b> - \$200,000 to support the delivery of the Housing Strategy	
<b>Whanganui Regional Museum</b> – increased funding by \$75,000 to help the Museum meet increased operating costs resulting from the building refurbishment and upgrade	
Further comments	My Submission is to support the Velodrome/ Event center project. This project is well overdue for completion despite several attempts the project has stalled. The Velodrome/ Event center is a huge asset to Whanganui and must be completed. We need this facility in Whanganui to assist our economic development after Covid and bring back pride in our City.
Supporting documents	File(s) not provided

I would like to speak in support of my submission	No
Submission method	Online



15 May 2020

## 2020/21 ANNUAL PLAN SUBMISSION

The Whanganui Rural Community Board is pleased to submit on the Whanganui District Council's 2020/21 Annual Plan.

We make the following comments on the Key Issues highlighted in the Consultation Document.

- **Reducing the UAGC** - reduce the Uniform Annual General Change (UAGC) from \$831 to \$700
  - Agree
- **Airport runway** – loan fund \$1M to develop a sealed parallel taxiway (in conjunction with additional funding from Provincial Growth Fund and the Crown)
  - Agree
- **Climate Change Strategy** - \$140,000 to facilitate the ongoing development and implementation of the Climate Change Strategy
  - Disagree – The Board is concerned that the strategy lacks detail as to how the proposed \$140k is to be spent, and feels that in the current economic climate, it would be better to defer this expenditure to next financial year, at which time more information could be provided.
- **Digital Strategy** - \$90,000 to implement the Digital Strategy: Digital by Design
  - Disagree – The Board feels these funds could be better spent to support the community at this time.
- **Waste minimisation** – fund the Whanganui Resource Recovery Centre Trust and additional \$144,000 to underwrite loss due to escalating costs to receive, manage and recycle fibre (cardboard, paper and mixed paper)
  - Agree – The Board encourages efforts to seek alternative solutions for recycling fibre.
- **Housing Strategy** - \$200,000 to support the delivery of the Housing Strategy
  - Similar to the proposed expenditure for Climate Change, the Board feels this would be better deferred until next year, at which time more detail could be provided.
- **Whanganui Regional Museum** – increased funding by \$75,000 to help the Museum meet increased operating costs resulting from the building refurbishment and upgrade
  - Agree – The Board acknowledges that this is not the full sum requested by the Museum, and that the Museum currently works within a constrained budget.



We make comment on the following additional issues:

- **Rural economic growth** – The Board is keen to see active engagement from the Council and Whanganui and Partners to support agribusiness and develop further opportunities to strengthen the rural sector. The Board looks forward to seeing this as an area of priority next year through the development of the Long Term Plan.
- **Major projects** – The Board is generally supportive of Council seeking central government funding for major projects in Whanganui, i.e. the Port Redevelopment and the Sarjeant Gallery. The Board strongly encourages taking advantages of the opportunities offered to develop tangible assets that provide jobs, economic opportunities and benefit for future ratepayers.
- **Response to Covid-19** – The Board is supportive of rates relief measures that are targeted to those with greatest need. The Board cautions against cost cutting that may have negative impacts on the wider community, recognising that the Council is an important player in the Whanganui economy.

Yours sincerely

Grant Skilton

Chair

Whanganui Rural Community Board